



Kisan Laghubitta Bittiya Sanstha Ltd.

किसान लघुवित्त वित्तीय संस्था लिमिटेड

(नेपाल राष्ट्र बैंकबाट "घ" वर्गको इजाजतपत्रप्राप्त लघुवित्त वित्तीय संस्था)

५ **औं**

वार्षिक प्रतिवेदन

आ.व. २०७९/०८०

5th

ANNUAL REPORT

F/Y 2079-080

सञ्चालक समिति



लोकराज शर्मा
अध्यक्ष
(संस्थापक)



शम्भु प्रसाद घिमिरे
संचालक
(संस्थापक)



राजेश भण्डारी
संचालक
(प्रतिनिधि, प्रभु बैंक)



खडानन्द सापकोटा
संचालक
(संस्थापक)



भरत बहादुर हमाल
संचालक
(सर्वसाधारणको तर्फबाट)



चुना देवी के.सी. (खडका)
संचालक
(स्वतन्त्र)



सजल खडका
कम्पनी सचिव

विषयसूची

१	प्रमुख परिचयकहरू	१
२	प्रतिनिधि पत्र (प्रोक्सी फारम)	२
३	पाँचौं वार्षिक साधारणसभा सम्बन्धी सूचना	३
४	साधारण सभा सम्बन्धी अन्य जानकारी	५
५	सञ्चालक समितिको प्रतिवेदन	६
६	कम्पनी ऐन, २०६३ को दफा १०९ (४) अनुसारको अतिरिक्त विवरण	१५
७	धितोपत्र तथा निष्काशन नियमावली २०७३ को अनुसूचि १५ बमोजिम प्रतिवेदन	१७
८	नेपाल वित्तीय प्रतिवेदनमाल (NFRS) बमोजिमको वित्तीय प्रतिवेदन	१८
९	वित्तीय विवरण प्रकाशन गर्न नेपाल राष्ट्र बैंकको स्वीकृती पत्र	२०
१०	प्रबन्धपत्र र नियमावलीमा प्रस्तावित संसोधन	२३
११	पाँचौं वार्षिक साधारण सभामा सञ्चालक समितिको तर्फबाट अध्यक्षज्यूद्वारा प्रस्तुत (मर्जर) सम्बन्धमा प्रतिवेदन	२५
१२	धरिजा तथा शारदा कार्यालयको विवरण	२८

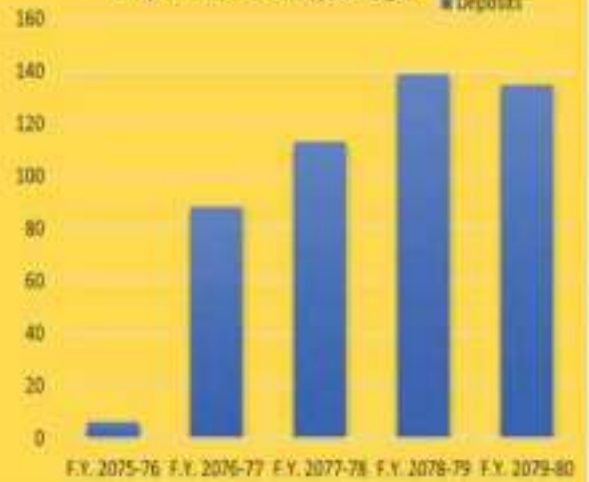


प्रमुख परिसूचकहरु

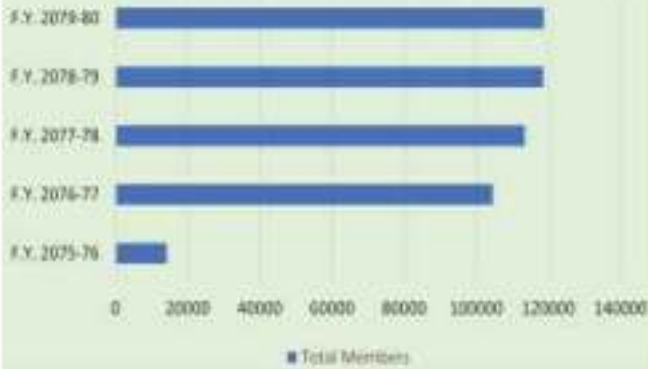
शाखा संख्या



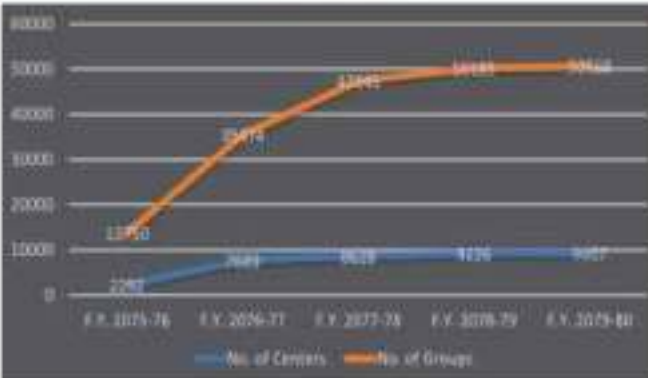
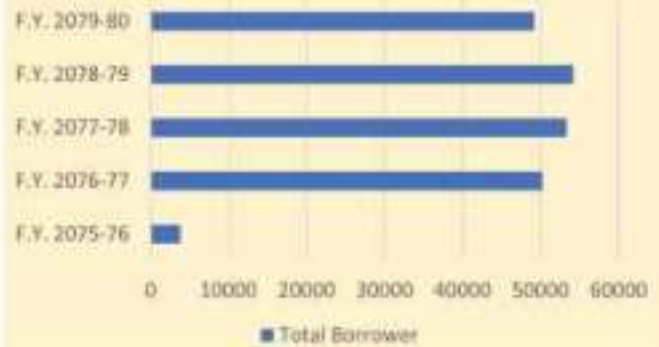
निक्षेप तथा वचत (रकम करोडमा) Deposits



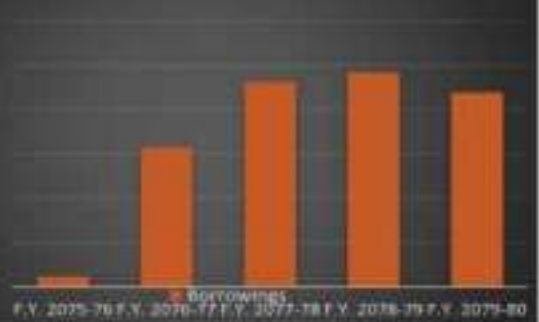
कुल सदस्य संख्या




कुल ऋणी संख्या



तिर्न बाँकी कर्जा (रकम करोडमा) Borrowings



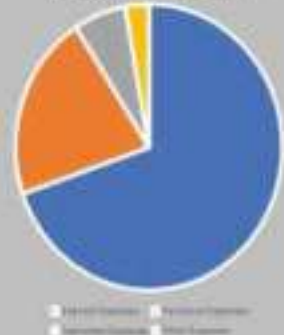
कर्जा लगानी (रकम करोडमा) Loan Portfolios



ब.म. (BML) को सापेक्षिक वितरण



ब.म. (BML) को सापेक्षिक वितरण



किसान लघुवित्त वित्तीय संस्था लिमिटेड

केन्द्रीय कार्यालय बलिया-४, कैलाली

फोन नं. ०९१-४१९०४८

कॉर्पोरेट कार्यालय बुढानीलकण्ठ-८, काठमाण्डौ

फोन नं. ०१-४३७२२७४

प्रतिनिधि (प्रोक्सी) फारम

प्रतिनिधि (प्रोक्सी) फारम

श्री सञ्चालक समिति

किसान लघुवित्त वित्तीय संस्था लिमिटेड

केन्द्रीय कार्यालय, बलिया, कैलाली ।

विषय : प्रतिनिधि (प्रोक्सी) नियुक्त गरेको सम्बन्धमा ।

महाराज

.....जिल्ला.....न.पा./गा.वि.स. वडा नं. मा बस्ने म/हानी..... त्यस कम्पनीको

शेयरधनीको हैसियतले मिति २०८० साल चैत्र ९ गते शुक्रबारका दिन हुने **पाँचौ वार्षिक साधारण सभामा म/हानी स्वयं उपस्थित भई**

ठलफल तथा निर्णयमा सहभागी हुन नसक्ने भएकोले उक्त सभामा मेरो/हामी तर्फबाट भाग लिने तथा मतदान गर्नका लागि

.....जिल्लान.पा./गा.वि.स. वडा नं. बस्ने श्रीलाई नियुक्त गरी पठाएको छु/छौं ।

प्रतिनिधि नियुक्त भएको व्यक्तिको,

दस्तावेजको नम्बर :

जान शर :

ठेगावा :

शेयरधनी नं. वा BOID No:

शेयर संख्या:

मिति :

निवेदकको,

दस्तावेज :

जान शर :

ठेगावा :

शेयरधनी नं.वा BOID No:

शेयर संख्या :

मिति :

(टिप्पण्य : यो निवेदन साधारण सभा हुनुअघि कम्पनीमा ७० घण्टा अगाडि वित्तीय संस्थाको कॉर्पोरेट कार्यालय, बुढानीलकण्ठ-८, काठमाण्डौमा पेश गरी सञ्चालन गर्ने छ । शेयरधनी वाहेक अन्य व्यक्तिलाई प्रतिनिधि (प्रोक्सी) नियुक्ति गर्न पाइने छैन ।)

प्रवेश-पत्र

शेयरधनीको नाम : श्री.....शेयरधनी परिचय नं. :.....शेयर संख्या :.....मिति २०८० साल चैत्र ९ गते शुक्रबारका दिन हुने किसान लघुवित्त वित्तीय संस्था लिमिटेडको **पाँचौ वार्षिक साधारण सभामा** उपस्थित हुन जारी गरिएको प्रवेश-पत्र ।

शेयरधनीको दस्तखत

कम्पनी सचिव

सभामा भाग लिने आउदा यो प्रवेश पत्रमा अतिवार्ध रूपमा नाम, दस्तावेज, शेयरधनी परिचय नं. तथा कुल शेयर संख्या उल्लेख गरी साथै लिई आउनु पर्ने छ ।

किसान लघुवित्त वित्तीय संस्था लिमिटेड

केन्द्रीय कार्यालय, बलिया, कैलाली
पाँचौ वार्षिक साधारणसभा सम्बन्धी सूचना

आदरणीय शेयरधनी महानुभावहरू,

यस संस्थाको संचालक समितिको मिति २०८०/११/१५ मा बनेको १२९ औं बैठकको निर्णयानुसार संस्थाको पाँचौ वार्षिक साधारणसभा निम्न विषय उपर छलफल तथा निर्णय गर्ने निम्न मिति, समय र स्थानमा बस्ने भएको हुँदा कठपनी ऐन, २०६३ को दफा ६७ अनुसार सवपूर्ण शेयरधनी महानुभावहरूको जानकारीका लागि यो सूचना प्रकाशित गरिएको छ ।

१) मिति, समय र स्थान

मिति : २०८० साल, चैत्र १ गते, शुक्रवार

समय : विहान ११:०० बजे

स्थान : ताज प्यालेस (Taj Palace), स्पेशियल चोक, जल्फुदार, काठमाण्डौ

२) छलफलका विषयहरू :

क) साधारण प्रस्तावहरू

१. सञ्चालक समितिको तर्फबाट अध्यक्षज्यूद्वारा प्रस्तुत हुने आ.व.२०७९/८० को वार्षिक प्रतिवेदन उपर छलफल जारी पारित गर्ने ।
२. लेखापरीक्षकको प्रतिवेदन सहित २०८० आषाढ मसान्तको वासलात, आ.व. २०७९/८० को लाफा नोक्सान हिसाब तथा नगद प्रवाह विवरण लगायतका वित्तीय विवरण (अनुसूची सहित) उपर छलफल जारी पारित गर्ने ।
३. संस्थाको आ.व.२०८०/८१ को लेखापरीक्षण कार्यका लागि लेखापरीक्षण समितिको सिफारिस बमोजिम लेखापरीक्षक नियुक्ति गर्ने र विज्ञको पारिश्रमिक निर्धारण गर्ने ।
४. संचालक समितिमा संचालकहरूको मनोनयनलाई अनुमोदन गर्ने ।

ख) विशेष प्रस्तावहरू :

१. किसान लघुवित्त वित्तीय संस्था लिमिटेड र जाल्पा सामुदायिक लघुवित्त वित्तीय संस्था लिमिटेड एक आपसमा गाभ्ने गामिने सम्बन्धमा संचालक समितिको तर्फबाट अध्यक्षज्यूले प्रस्तुत गर्नुहुने प्रतिवेदन उपर छलफल जारी पारित गर्ने ।
२. किसान लघुवित्त वित्तीय संस्था लिमिटेड र जाल्पा सामुदायिक लघुवित्त वित्तीय संस्था लिमिटेड एक आपसमा मर्जर गर्ने प्रयोजनको लागि मुल्यांकनकर्ताबाट प्राप्त सवपति तथा दायित्व मुल्यांकन प्रतिवेदन (Due Diligence Audit Report) को आधारमा जाल्पा सामुदायिक लघुवित्त वित्तीय संस्थाले १ (एक) किता शेयर पाउदा किसान लघुवित्त लघुवित्त वित्तीय संस्थाले ०.८८३८ (शुन्य दशमलव आठ आठ तौल चार) किता शेयर पाउने जारी कायम भएको शेयर स्वाप अनुपात (Share Swap Ratio) सम्बन्धी प्रस्ताव पारित गर्ने ।
३. किसान लघुवित्त वित्तीय संस्था लिमिटेड र जाल्पा सामुदायिक लघुवित्त वित्तीय संस्था लिमिटेड एक आपसमा मर्जर गर्ने सम्बन्धमा सवपन्न समझदारीपत्र (Memorandum of Understanding), सवपति र दायित्व तथा कारोबारको मुल्यांकन प्रतिवेदन (Due Diligence Audit Report), मर्जर सम्बन्धमा गठित मर्जर समिति तथा संयुक्त मर्जर समिति र सञ्चालक समितिले गरेको निर्णय एवं सो सम्बन्धमा भएका सवर्ष लगायतका सवपूर्ण काम कारवाहीहरू तथा अगतम सम्झौतापत्रलाई अनुमोदन गर्ने ।
४. किसान लघुवित्त वित्तीय संस्था लिमिटेड र जाल्पा सामुदायिक लघुवित्त वित्तीय संस्था लिमिटेड बीच एक आपसमा गाभ्ने गामिने प्रयोजनका लागि गठित संयुक्त मर्जर समितिबाट नियुक्त सवपति तथा दायित्वको मुल्यांकनकर्ता चार्टर्ड एकाउन्टेन्टस् फर्म NB Rokaya & Associates को नियुक्ति र उक्त फर्मको पारिश्रमिक अनुमोदन गर्ने ।
५. किसान लघुवित्त वित्तीय संस्था लिमिटेड र जाल्पा सामुदायिक लघुवित्त वित्तीय संस्था लिमिटेड बीच एक आपसमा गाभ्ने गामिने कार्य सवपन्न भए पश्चात बन्ने नयाँ संचालक समितिमा यस संस्थाबाट प्रतिनिधित्व गर्ने संचालकहरू सम्बन्धमा संचालक समितिले गरेको निर्णय अनुमोदन गर्ने तथा जाल्पा सामुदायिक लघुवित्त वित्तीय संस्थाबाट चयन भई आउनु हुने संचालकहरूको मनोनयनलाई अनुमोदन गर्ने ।
६. किसान लघुवित्त वित्तीय संस्था लिमिटेड र जाल्पा सामुदायिक लघुवित्त वित्तीय संस्था लिमिटेड बीच एक आपसमा गाभ्ने गामिने (मर्जर) कार्य सवपन्न भएपश्चात हुने संस्थाको शेयर संरचना, अधिकृत पुँजी, जारी पुँजी, घुस्सा पुँजी र संस्थाको नाम, ठेगाना, संचालकहरूको मता तथा सेवा सुविधा लगायतका विषयहरूमा परिवर्तन गर्नुपर्ने भए बमोजिम संस्थाको प्रबन्धपत्रको दफा १, दफा २(१), दफा ६ (स), (ग) र नियमावलीको नियम १, नियम २(१) नियम ३(घ), नियम ३२ को १(क) मा संशोधन गर्ने साथै मर्जरका कारण प्रबन्धपत्र तथा नियमावलीका अन्य दफा तथा नियमहरूमा समेत संशोधन गर्नुपर्ने भएता सैका लागि आवश्यकता अनुसार संशोधन गर्ने सवपूर्ण अधिकार संचालक समितिलाई प्रदान गर्ने ।



- b. बैंक तथा वित्तीय संस्था एक आपसमा गाभने तथा गाभिले तथा प्राप्त सबन्धी विनिबन्धमावली, २०७३ बमोजिम संचालक समितिको निर्वाचन जाल्पा साङ्गठनिक लघुवित्त वित्तीय संस्थालाई गाभने कार्य सतपन्न भई सकैपछिको आजाती वार्षिक साधारणसभाबाट गर्ने ।
- c. कविष्यता अन्व लघुवित्त वित्तीय संस्थालाई गाभने गाभिले वा प्राप्ती प्रक्रियामा जाने प्रयोजनार्थ अन्व उपयुक्त लघुवित्त वित्तीय संस्थासंग गाभने गाभिले वा प्राप्तिमा जाने सबन्धी सतन्तैतापत्रमा हस्ताक्षर गर्ने, DDA गर्ने र गाभने गाभिले वा प्राप्ती सबन्धी अन्व सतपुर्ण कार्यहरू गर्ने गराउन संचालक समितिलाई पुर्ण अस्तित्कारी प्रदान गर्ने सतबन्धता ।
- d. प्रबन्धपत्र तथा निबन्धमावली संशोधन गर्ने क्रममा निबन्धनकारी निबन्धबाट कुनै विषयमा संशोधन एवं परिवर्तन गर्ने निर्देशन लघुमा सो समेत मिलाई संशोधन तथा परिवर्तन गर्ने लजाबल अन्व सतपुर्ण कार्य गर्ने गराउन संचालक समितिलाई पुर्ण अस्तित्कारी प्रदान गर्ने सतबन्धता ।

ग) विविध

संचालक समितिको आशाले
कम्पनी सचिव

साधारण सभा सम्बन्धी अन्य जानकारी

- १) साधारण सभा प्रयोजनका लागि मिति २०८० चैत्र १ गते शेयरधनी दर्ता कित्ताब/शेयर टारिफल सारेज बन्द हुने छ । पाँचौ वार्षिक साधारण सभामा मिति २०८०/१५/३० गतेसम्म कायम रहेका शेयरधनीहरूले मात्र भाग लिन पाउने छन् ।
- २) शेयरधनी महानुभावहरूले साधारण सभामा भाग लिन आउँदा आफ्नो हितग्राही खाता (डिब्याच) रोलिफको वा शेयर प्रमाणपत्र र आफ्नो परिचय सुल्ने प्रमाणपत्र नागरिकता प्रमाणपत्र वा आफ्नो कुनै परिचयपत्र साथमा लिई आउनुपर्ने छ । परिचय सुल्ने कागजात नदेखाई सभामा भाग लिन पाइने छैन ।
- ३) सभामा भाग लिन इच्छुक शेयरधनि महानुभावहरूले सभा हुने स्थानमा उपस्थित भई सभामा रहेको हजिरी पुस्तिकामा दस्तसत गर्नुपर्ने छ । सभा हुने दिन हजिरी पुस्तिका विहान ९:०० बजे देखि सभा संचालन रहे सत्रम खुल्ला रहनेछ । सो समय पछि हजिरी पुस्तिका बन्द हुनेछ ।
- ४) शेयरधनिले आफ्नो प्रतिनिधि (प्रोवसी) नियुक्त गर्दा आफु जुन समूह/उप-समूहको शेयरधनि हो, सोही समूह/उपसमूहको अर्को शेयरधनीलाई मात्र प्रोवसी दिन पाइने छ ।
- ५) प्रतिनिधि पत्र (प्रोवसी फारम) किसान लघुवित्त वित्तीय संस्था लिमिटेडको केन्द्रीय कार्यालय बलिया, कैलाली वा कर्पोरेट कार्यालय मण्डिसाटार, काठमाण्डौबाट वा यस संस्थाको शेयर रजिष्टार प्रमुख कार्यालय लि. कमलाटी, काठमाण्डौबाट प्राप्त गर्न सकिने छ ।
- ६) प्रतिनिधि पत्र (प्रोवसी फारम) सभा सुरु हुनु अगाडि न्यूनतम ७२ घण्टा अगावै अर्थात् २०८०/१२/०६ गते विहान ११:०० बजे भित्र संस्थाको केन्द्रीय वा कर्पोरेट कार्यालय वा प्रमुख कार्यालय लि.मा दर्ता गरिसक्नु पर्ने छ ।
- ७) शेयरधनीले एकअग्टा बाँडि ब्यक्तिलाई आफ्नो शेयर विभाजन गरि वा अन्य कुनै किसिमबाट छुट्याई प्रोवसी दिन पाइने छैन । प्रोवसी प्रकृतित कम्पनी ऐन तथा नेपाल कानूनले तोकेको ढाँचामा दिनुपर्नेछ । संस्थाको शेयरधनी बाहेक अन्य ब्यक्तिलाई प्रोवसी दिन पाइने छैन । त्यसरी प्रोवसी दिइएको मध्या स्वतः बन्द हुनेछ ।
- ८) शेयर सरिद गरेको संगठित संस्था वा कम्पनीले संस्थाको सम्बन्धित समूह/उपसमूहको अर्को कुनै शेयरधनीलाई प्रतिनिधि (प्रोवसी) मुकरर गर्न सक्ने छैन । त्यसरी प्रोवसी मुकरर नगरिइएको अवस्थामा मन्जोरित गरेको प्रतिनिधिले निज संस्थाको शेयरधनी जम्हालापनि शेयरवालाको हैसियतले सभामा भाग लिन सक्नेछन् ।
- ९) एकजना शेयरधनीले एकअग्टा बाँडिलाई प्रतिनिधि (प्रोवसी) मुकरर गरेमा प्रतिनिधि (प्रोवसी) स्वतः बन्द हुनेछ । तर पहिला दिइएको प्रतिनिधिपत्र (प्रोवसी फारम) बन्द गरि पछि दिइएको प्रतिनिधि पत्रलाई मात्र मान्यता दिन अनुरोध गरि छुट्टै पत्र साथ प्रतिनिधि पत्र (प्रोवसी फारम) तोकिएको समयपछि भित्रै दर्ता गर्न ल्याइमा छुट्टै पत्रसाथ प्राप्त पछिल्लो प्रतिनिधि पत्र (प्रोवसी फारम) लाई मान्यता दिइनेछ ।
- १०) प्रतिनिधि नियुक्त गरिसकेको शेयरधनिले सभाको कामकारवाही सुरु हुनुअगाडि अगावै आफै सभामा उपस्थित भई हजिरी पुस्तिकामा दस्तसत गरेमा त्यस्तो शेयरधनिले दिइएको प्रतिनिधि-पत्र (प्रोवसी) स्वतः बन्द भएपछि मानिनेछ ।
- ११) लेखापरिक्षकको प्रतिवेदन सहितको संस्थाको आर्थिक विवरण, संचालक समितिको प्रतिवेदन, कम्पनी ऐन २०६३ को दफा ७८ बमोजिमको प्रतिवेदन लगायतका कागजात शेयरधनीले निरीक्षण वा प्राप्त गर्न चाहेमा संस्थाको केन्द्रीय कार्यालय, बलिया, कैलाली वा कर्पोरेट कार्यालय, मण्डिसाटार, काठमाण्डौ वा संस्थाको शेयर रजिष्टार प्रमुख कार्यालय लि. कमलाटी, काठमाण्डौबाट निरीक्षण गर्न तथा प्राप्त गर्नसक्नु हुनेछ । सो विवरण संस्थाको वेबसाईट <https://kisanlaghubitta.com.np> मा समेत उपलब्ध हुनेछ ।
- १२) शेयरधनी महानुभावहरूले आफ्नो जिनासा वा जानकारी सभामा प्रस्तुत गर्न चाहेमा त्यस्तो जिनासा वा जानकारी सभा हुनुअगाडि ७ दिन अगावै लिखित रूपमा कम्पनी सचिव मार्फत संचालक समितिको अध्यक्षलाई बुझाउनु पर्नेछ । त्यस्तो जिनासा तथा जानकारी सभाको विषय सुधिको विविध शिर्षकमा समावेश हुनेछ । तर छलफल र पारीत हुने प्रस्तावको सूचना समावेश हुनेछैन ।
- १३) नाबालक तथा अशक्त शेयरधनिको तर्फबाट संस्थाको शेयर लगत कित्ताबको संरक्षकका रूपमा नाम दर्ता भएको ब्यक्तिले सभामा भाग लिन वा मतदान गर्न वा प्रतिनिधि (प्रोवसी) तोक्न सक्नुहुनेछ ।
- १४) सभामा भर्चुअल माध्यमबाट उपस्थित हुन चाहाले शेयरधनी महानुभावहरूले info.kisanmf@gmail.com मा इमेल जारी वा ०१-४३७२२७४ मा सम्पर्क जारी सभा सुरु हुनु अगाडि ४८ घण्टा अगावै आफ्नो नाम र इमेल ठेगाना टिपाउनु पर्नेछ । भर्चुअल माध्यमबाट उपस्थित हुने शेयरधनी महानुभावहरूलाई Meeting ID/Passcode उपलब्ध गराई सभामा सहभागि हुने व्यवस्था मिलाइने छ । सभा सुरु हुनुअगाडि एक घण्टा अगाडि नै भर्चुअल माध्यम सुला गरिनेछ । उक्त एक घण्टाको समय भित्र सभामा सहभागि हुने शेयरधनी महानुभावहरूलाई दिइएको ID/Passcode को माध्यमबाट Login जारी आफ्नो परिचय, डिब्याच खाता नं. र शेयर संस्था सहित उपस्थितिको जानकारी सभालाई दिनु पर्नेछ ।

टिप्पण्य : शेयरधनी महानुभावहरूले साधारण सभा सम्बन्धमा थप जानकारी आवश्यक परेमा कार्यालय सञ्चारविधि मित्र यस संस्थाको केन्द्रीय कार्यालय बलिया, कैलाली वा कर्पोरेट कार्यालय मण्डिसाटार, काठमाण्डौ वा संस्थाको शेयर रजिष्टार प्रमुख कार्यालय लि. कमलाटी, काठमाण्डौबाट प्राप्त गर्न सकिनेछ ।

पाँचौ वार्षिक साधारण सभामा सञ्चालक समितिको तर्फबाट प्रस्तुत

अध्यक्षज्यूको प्रतिवेदन

आर्थिक बर्ष २०७९/०८०

आदरणीय शेखरथनी महानुभावहरू,

जस किसान लघुवित्त वित्तीय संस्था लिमिटेडको पाँचौ वार्षिक साधारण सभामा भाग लिने पाल्नु भएका एवं मधुअल (विद्युतीय) माध्यमबाट सहभागी हुनुभएका सवर्ण शेखरथनी महानुभावहरूलाई सञ्चालक समितिको तथा मेरो व्यक्तिगत तर्फबाट हार्दिक स्वागत एवं अभिवादन गर्दछु । जस अवसरमा यहाँहरू सभल संस्थाको पाँचौ वार्षिक प्रतिवेदन प्रस्तुत गर्न पाउदा हर्षित छु । अब म संस्थाले आ.व २०७९/०८० मा हासिल गरेको प्रगति तथा उपलब्धीहरू, संस्था संचालनमा भोग्नु परेका चुनौतिहरू, आगामी योजना, नीति तथा रणनीतिहरू लगायत सन्तुष्ट कारोबारहरूको समीक्षा गर्दै तयार पारिएको प्रतिवेदन पेश गर्ने अनुमति चाहन्छु ।

नेपालका ग्रामिण भोग्नुमा बसोबास गर्ने, हातमा सीप भएका तर पुँजीको अभावले आर्थिक क्रियाकलाप गर्न नसकिने गरिबीको घेरावाट परी पछि परेका नेपाली दाजुमाई दिदिबहीनीहरूको सामाजिक आर्थिक उत्थानका लागि घरदैलोमा पुगी लघुवित्त सेवा पुर्याउने मुल उद्देश्यका साथ नेपाल सरकार, अर्थ मन्त्रालयको सहजीकरण एवं नेपाल राष्ट्र बैंकको सल्लाह सुझावमा त्रै आवासीय नेपाली दाजुमाई दिदिबहीनीहरूको परिकल्पनालाई सार्थक रूप दिन उहाँहरू लगायत अन्य शुभचिन्तकहरूको समेत लगावले एतद्द्वारा लघुवित्त वित्तीय संस्था लि. २०७५ सालमा स्थापना गरिएको थियो । जस संस्थाले स्थापनाको छोटो समयमै साविकका रामारोशन र क्रिष्टिम लघुवित्त वित्तीय संस्थालाई प्राप्ति गरेको र सो पश्चात किसान माइक्रोफाइनान्स वित्तीय संस्था र दिव्य लघुवित्त वित्तीय संस्थासँग मर्जर सवर्णन गरी एतद्द्वारा लघुवित्त वित्तीय संस्था लिमिटेडको नामबाटै कारोबार संचालन गरिएकोमा पछि संस्थाको नाम परिवर्तन गरी किसान लघुवित्त वित्तीय संस्था लि. बनाइएको यहाँहरूलाई विदितै छ ।

जस संस्थाले ग्राहक सदस्यहरूलाई आधुनिक प्रविधि मैत्री सेवा प्रदान गर्दै कार्यरत कर्मचारीहरूलाई मानव पुँजीको रूपमा लिई जनशक्तिलाई अझ क्षमतावान बनाउने उद्देश्यका साथ संस्थागत सुशासन, प्रचलित कानूनको पालना तथा संस्थागत सामाजिक उत्तरदायीत्वलाई पुरा गर्दै सवर्णनित सरोकारवाला लक्षणीकर्ता, नेपाल सरकार, नेपाल राष्ट्र बैंक, नेपाल स्टक एक्सचेंज, कम्पनी रजिष्ट्रार, धितोपत्र बोर्ड, ग्राहक सदस्य आदिसँग सामान्यतया कायम गर्दै अघि बढेको छ । साथै, विगतमा साधारण सभाबाट प्राप्त भएका रचनात्मक सल्लाह सुझावहरूलाई समेत मध्यनजर गर्दै संस्थाले आफ्ना काम कारवाहीलाई पुस्त दुरुस्त बनाई प्रतिस्पर्धी ढंगले व्यवसायिक रूपमा कार्य गरिरहेको छ ।

जस संस्थाले वित्तीय पहुँच कम भएका, गरिब तथा विपन्न वर्गहरू, सिमान्तकृत वर्ग, अल्पसंख्यक समुदाय आदिलाई वित्तीय सेवाका साथसाथै वित्तीय साक्षरता, सामाजिक चेतना, उद्यमशीलताको विकास, साना तथा घरेलु व्यवसाय प्रवर्द्धन गर्ने कार्यहरू गर्ने अभिप्रायले तराईका अतिरिक्त नेपालको विकट हिमाली तथा पहाडी जिल्लाहरूमा समेत सघन रूपमा शाखा संचालनमा ल्याएको छ । हाल संस्थाले सात वटा प्रदेश अन्तर्गतका ४८ जिल्लामा १३७ वटा शाखा कार्यालय मार्फत १ लाख १८ हजार ग्राहक सदस्यहरूको घरदैलोमा पुगी लघुवित्त वित्तीय सेवा पुर्याइरहेको छ । संस्थाले एकातर्फ ग्राहक सदस्यहरूलाई कर्जा प्रदान गरी आर्थिक रूपमा सबल बनाउन विभिन्न साना साना व्यवसायहरू गर्न सहज बनाएको छ भने अर्कोतर्फ निश्चित रूपमा बचत गर्ने बानीको समेत विकास गराएको छ । आ.व ०७९/०८० मा संस्थाको कुल पुँजी रु.५० करोड ४३ लाख ६६ हजार ४६७ पुगेको छ । सो आ.व. को अन्तमा संस्थाको कुल कर्जा लगाव रु.६ अर्ब ३५ करोड ८२ लाख रहेको छ भने बचत निक्षेप रु.१ अर्ब ३४ करोड ७३ लाख रहेको छ ।

१) राष्ट्रिय तथा अन्तर्राष्ट्रिय परिदृश्य

(क) आर्थिक तथा वित्तीय स्थिति :

कोभिड महामारीबाट प्रभावित विश्व अर्थतन्त्र क्रमिक रूपमा सुधारोन्मुख हुँदै गएको छ । रुस-युक्रेन झूट्टका कारण वस्तुको मुल्यमा तीब्र वृद्धि भई विश्व मुद्रास्फीतिमा परेको दबाव केही समयदेखि कम हुँदै गएतापनि मुराजनीतिक तनाव भने जारी नै छ । अन्तर्राष्ट्रिय मुद्रा कोषले सन् २०२३ मा विश्व आर्थिक वृद्धिदर २.८ प्रतिशत रहने प्रक्षेपण गरेकोमा सन् २०२४ मा विश्व आर्थिक वृद्धिदर ३.० प्रतिशतले विस्तार हुने प्रक्षेपण गरेको छ । विकसित अर्थतन्त्रको वृद्धिदर सन् २०२४ मा १.४ प्रतिशतमा सीमित हुने र उदीयमान अर्थतन्त्रको वृद्धिदर सन् २०२४ मा ४.२ प्रतिशतले विस्तार हुने कोषको प्रक्षेपण छ । सन् २०२२ मा ५.१ प्रतिशतले विस्तार भएको विश्व व्यापारको वृद्धि सन् २०२३ मा २.४ प्रतिशतमा सीमित हुने समेत अन्तर्राष्ट्रिय मुद्रा कोषको प्रक्षेपण रहेको थियो ।

उपरोक्त विषय आर्थिक परिदृश्यले भ्रूजना गरेको परिस्थितिबाट नेपालमा सकारात्मक तथा नकारात्मक दुवै किसिमको असर परेको देखिन्छ । आ.व. २०७९/८० मा नेपालमा मुद्रास्फीति ७.७४ प्रतिशत रहेको थियो भने शोधानन्तर स्थिति रु.२९० अर्ब ५२ करोड बढतमा रहेको छ । सोही अवधिमा विप्रेषणमा २९.२ प्रतिशतले वृद्धि भएको छ जुन अघिल्लो वर्ष ४.८ प्रतिशत रहेको थियो । कुल विदेशी विनिमय संधि २०७९ असारको तुलनामा २०८० असारमा २६.६ प्रतिशतले वृद्धि भएको छ भने २०७९ असार मसान्तको तुलनामा २०८० असार मसान्तमा अमेरिकी डलरसँग नेपाली रुपैयाँ २.७९ प्रतिशतले अवमूल्यन भएको थियो । आ.व.२०७९/०८० मा आयातमा १६.९ प्रतिशतले कमी भएको छ भने निर्यातमा २९.४ प्रतिशतले कमी आएको छ ।

समिक्षा वर्षमा बैंक तथा वित्तीय संस्थाका तरलता अभाव तथा लगानी खोज्न पुगीको कमी लगायतका कारणले संस्थालाई आवश्यक पर्ने कोषको लागतमा वृद्धि हुन गयो । संस्थाले लिएको कर्जा सापटीको लागत (Cost of Fund) २०८० असारमा १२.३३% भएकोमा २०८० पौष मसान्त सम्ममा ११.६६% मा ठारेको छ । संस्थाले लगानी गरेको कर्जाको ब्याजदरमा नेपाल राष्ट्र बैंकले तोकेको १५ प्रतिशतको सीमा बथावत नै रहेका कारण संस्थाको मुनाफामा तुलो असर परेको छ ।

(स) वित्तीय पहुँच:

नेपालका कुल ७५३ स्थानीय तहमध्ये २०८० असारसम्म ७५२ तहमा वाणिज्य बैंकहरूका शाखा विस्तार भएका छन् । समग्रमा बैंक तथा वित्तीय संस्थाहरूको शाखा संख्या २०८० असार मसान्तमा ११,५८९ पुगेको छ । नेपाल राष्ट्र बैंकले पछिल्लो समयमा लिएको डिजिटल बैंकिङको अवधारणालाई बैंक तथा वित्तीय संस्थाहरूले आत्मसात गर्दै अघि बढेका छन् । सासजरी कोभिड पछि नेपालमा डिजिटल बैंकिङको कारोबारहरू वृद्धि हुँदै गएको छ । बैंक तथा वित्तीय संस्थाहरूले विभिन्न उपकरणहरू मार्फत डिजिटल बैंकिङलाई प्रवर्द्धन गर्दै आएका छन् । लघुवित्त क्षेत्रमा पनि डिजिटल बैंकिङको शुरुवात भएको छ । लघुवित्त संस्थाहरूले पनि विभिन्न मोबाइल बैंकिङ, एसएमएस बैंकिङ, ई स्टेटमेन्ट, क्युआर कोड पेमेन्ट, कनेक्ट आइपिएस आदिको माध्यमबाट धन वालेट सेवा प्रदानकरी सहकार्य गरेर समेत बचत तथा कर्जाको कारोबारलाई सहज बनाउने प्रयास गरिरहेका छन् ।

(ग) लघुवित्तको उपस्थिति र अवस्था

२०८० असारसम्म आइपुग्दा नेपालमा लघुवित्तहरूको संख्या ५७ र्ही शाखा संजाल ५१२८ पुगेको छ । नेपाल राष्ट्र बैंकले अबलम्बन गरेको नर्जर नीति सफलतापूर्वक कार्यान्वयनमा आइपुग्दा लघुवित्त संस्थाहरूको संख्या घटि रहेको भएतापनि शाखा विस्तार गर्ने क्रम जारी रहेकोले सबै जिल्लामा लघुवित्तको उपस्थिति देखिन्छ । आर्थिक कारोबार बढी हुने क्षेत्रमा लघुवित्तको तिब्र प्रतिस्पर्धा कायमै छ । एउटै कार्यक्षेत्र भएका लघुवित्त वित्तीय संस्थाहरू एक आपसमा मर्ज भएका कारण तिनीहरूका शाखा समेत मर्ज हुन गई श्रणीको कर्जाको आकार बढेको, किरता रकमको आकार बढेको, आर्थिक मन्दी तथा लघुवित्त विरोधी सन्तुहहरूले गरेको आवदोलन जस्ता कारणहरूले श्रणीले समयमै किरता रकम बुझाउन नसक्दा लघुवित्त वित्तीय संस्थाहरूको निष्कृच कर्जा दिनप्रतिदिन बढिरहेको अबस्था छ ।

२) विगत वर्षको कारोबारको सिंहावलोकन :

समग्र लघुवित्त क्षेत्रले विगत केही वर्षदेखि भोग्नुपरेको विषम परिस्थितिका कारणले यस संस्थाको महत्वपूर्ण वित्तीय सूचकांकहरूमा अपेक्षा अनुसारको वृद्धि हुन सकेको छैन । संस्थाको प्रमुख वित्तीय सूचकांकहरू तलको तालिकामा उल्लेख गरिएको छ ।

(क) विगत ३ आर्थिक वर्षको प्रमुख सूचकांक तथा तुलनात्मक विवरण :

(रु. लाखमा)

क्र. सं	विवरण	इकाई	आ. व. ०७७/०७८ आषाढ मसान्त सम्मको	आ. व. ०७८/०७९ आषाढ मसान्त सम्मको	आ. व. ०७९/०८० आषाढ मसान्त सम्मको	अघिल्लो वर्षको तुलनामा आ. व. ०७९/०८० मा वृद्धि प्रतिशत
१	जिल्ला पहुँच	संख्या	४८	४८	४८	०
२	शाखा कार्यालय	संख्या	१३७	१३७	१३७	०
३	ग्राहक सदस्य	संख्या	१,१३,५१७	१,१८,५८०	१,१८,७५०	०.१४
४	कुल कर्मचारी	संख्या	५१५	५३२	५००	(६.०२)
५	निक्षेप दायित्व	रु.	१,१३,०२,१५	१,३८,७२,३८	१,३४,७३,८६	(२.८७)
६	कुल कर्जा (लगानीमा)	रु.	५,८९,१२,१५	६,७३,१९,८२	६,३५,८२,३२	(५.५४)
७	तिर्न बाँकी कर्जा सापट	रु.	४,६२,९९,९६	४,८३,३०,७०	४,३८,६५,२९	(९.२४)
८	सुद माफा/(नोवसान)	रु.	१३,४८,२७	१९,०६	१,१६,१२	९३९.२६
९	ग्राहक संरक्षण कोष	रु.	१९,७७	५५,६४	६८,५४	२३.९८
१०	सामाजिक उत्तरदायित्व कोष	रु.	१३,४८	१३,५९	२४,३५	७९.९८
११	कर्जा नोवसानी ट्यवरस्था	रु.	७३०,२५	१९,५०,९२	२०,८२,४३	६.७४
१२	घुसा शेयर पुँजी	रु.	३९,२८,०९	४७,१३,७०	५०,४३,६६	७

(र) संस्थाको कार्यालय तथा कार्यक्षेत्र विस्तार :

आर्थिक बर्ष २०७९/०८० मा संस्थाको कार्यक्षेत्र अन्तर्गतका जिल्लाहरूमा १३७ शाखा कार्यालयहरू संचालनमा रहेका थिए । शाखा कार्यालय विस्तार गर्न बाँकी रहेका जिल्लाका ग्रामीण क्षेत्रमा शाखा विस्तार गर्ने लक्ष्य लिइएको भएता पनि पछिल्लो समयमा भएको तरलता अभाव, Cost of Fund मा भएको वृद्धि लगायतका कारणले लगानी खोज्न रकमको कमी भएको हुँदा संस्थाले आफ्नो योजना अनुसार शाखा विस्तार गर्न सकेको छैन । आगामी दिनमा शाखा विस्तारको कार्यलाई निरन्तरता दिइनेछ ।

(ग) ग्राहक सदस्य वृद्धि :

आर्थिक बर्ष २०७९/०८० को अन्तसम्ममा संस्थाको कूल सदस्य संख्या ११८,७५० पुगेको छ ।

(घ) कर्जा विस्तार :

आर्थिक वर्ष २०७९/०८० को अन्तसम्ममा लगानीमा रहि रहेको कर्जा रु.६ अर्ब ३५ करोड ८२ लाख ३२ हजार ४ सय ४३ रुपैयाँ पुगेको छ ।

(ङ) लिक्विडिटी विस्तार :

ग्राहक सदस्यहरूबाट अधिकतम बचत गराउने अभिप्रायले विभिन्न किसिमका बचत खाताहरू संचालनमा ल्याइएको छ । आर्थिक वर्ष २०७९/०८० को अन्तसम्ममा बाँकी रहेको बचत रु.१ अर्ब ३४ करोड ७३ लाख पुगेको छ ।

(च) कोष व्यवस्था :

यस संस्थाले विभिन्न बैंक तथा वित्तीय संस्थाहरूसँग आवश्‍यका अनुसार समय समयमा कर्जा सापट लिने गरेको छ । हाल बैंक तथा वित्तीय संस्थाहरूको कोषको लागतमा वृद्धि भएका तथा नेपाल राष्ट्र बैंकको आधार दर नीतिका कारण यस संस्थाले लिने कर्जा सापटीको लागतमा समेत वृद्धि भई सोको व्यवस्थापनमा कठिनाई भएको छ । संस्थाले विभिन्न ३५ वटा बैंक तथा वित्तीय संस्थाहरूसँग लिइएको शोक कर्जाको मौजुदात २०८० असार मसान्तमा ४ अर्ब ३८ करोड ६५ लाख २८ हजार ८ सय २४ रुपैयाँ रहेको छ ।

(छ) सूचना प्रविधि :

यस संस्थाले कारोबारको लेखाइकन तथा अभिलेखलाई आधुनिकीकरण गर्न डिजिटलेसि ने MFin नामक कोर बैंकिङ्ग Software प्रयोग गरिरहेकोमा हाल HR Management System, ट्याब्लेट बैंकिङ्ग, Wallet सेवा प्रयोगमा ल्याइरहेको छ । आ.व २०७८/७९ देखि कर्जाको कारोबारलाई अझ घुस्त दुरुस्त राख्न Credit Mangement, LMS System समेत प्रयोगमा ल्याइएको छ ।

(ज) कर्मचारी दक्षता अभिवृद्धि तथा वृत्ति विकास :

वित्तीय संस्थामा कार्यरत कर्मचारीहरूको उत्पादकत्व तथा कार्यक्षमतामा वृद्धि गर्ने अभिप्रायले कर्मचारीहरूलाई समय समयमा तालिम, गोष्ठी तथा सेमिनारहरूमा सहभागी गराउने गरिएको छ । संस्थाले आन्तरिक रूपमा कर्मचारीहरूको दक्षता वृद्धि गर्न लघुवित्त सम्बन्धी विभिन्न तालिम तथा गोष्ठीहरूको आयोजना गर्ने गरेको छ । कर्मचारीहरूलाई बाह्य संस्थाहरूले आयोजना गर्ने तालिम कार्यक्रमहरूमा समेत सहभागी गराउने गरिएको छ । साथै, कर्मचारीको मनोबललाई उच्च राख्न कर्मचारीहरूलाई संस्थाभित्र बसिरहने वातावरण समेत सृजना गर्न कर्मचारीको उचित कार्यसम्पादन मुल्यांकन जारी समय समयमा पढोवन्ती गर्ने तथा आर्थिक सुविधाहरूको व्यवस्था गर्ने गरेको छ ।

(झ) सुद मुनाफा :

संस्थाले गत आ.व.२०७९/०८० मा तरलता अभाव, कोषको लागतमा वृद्धि जस्ता विभिन्न बाधा अडचनको सामना गर्दै रु.१ १६ १२ १५२/- सुद मुनाफा आर्जन गरेको छ । पछिल्लो समयमा नेपाल राष्ट्र बैंकले लघुवित्त संस्थाहरूलाई जारी गरेको थप निबन्धन व्यवस्थाका कारण सेवा शुल्क फिर्ता लगायत प्रोमिजन व्यवस्थाका श्य भएको कारण सुद मुनाफामा गिरावट आएको व्यवहारा पेश गर्दछु ।

(ण) लगानी : वित्तीय संस्थाले नेपाल फिनसफ्ट कम्पनी लि. को शेयरमा रु. १० लाख लगानी गरेको छ ।

३) राष्ट्रिय तथा अन्तर्राष्ट्रिय परिस्थितिबाट कम्पनीको कारोवारलाई परेको असर :

कोभिड १९ महामारीको प्रभावमा ऋणिक रूपमा सुधार हुँदै गइतापनि रुस युद्धको कारणले सृजना भएको विश्व आर्थिक परिस्थितिले नेपालमा समेत प्रभाव पर्दा यस संस्थाको कारोबारलाई पनि प्रतिकूल असर गरेको छ । समिक्षा अवधिमा नेपालमा तरलतामा संकुचन, आर्थिक सुस्तता, समय समयमा हुने नीतिगत परिवर्तनहरू, अस्थिर राजनीति, पछिल्लो समयमा भएको लघुवित्त विरुद्धको गैर कानुनी अभिचाल लगायत राष्ट्रिय परिस्थितिको असरबाट यस संस्था पनि अछुतो रहन सकेको छैन । लघुवित्त वित्तीय संस्थाहरूको

संस्थाका सर्जरीका कारण केही मात्रामा कमी आए पनि शाखा विस्तारमा कमी नहुँदा अस्वस्थ प्रतिस्पर्धा, कर्जाको दोहोरोपमा, कोषको लाजतमा अत्यधिक वृद्धि, कर्जाको लिन पाउने ब्याजदरमा लगाइएको सीमा लगायतका कारण संस्थाको कारोबार एवं वित्तीय अवस्थामा प्रभाव पर्न गएको छ । यसै गरी नेपालको विकट मु-बनावट, दुर्गम क्षेत्रमा मौलिक पूर्वाधारको अभाव, आधुनिक सुचना प्रविधि (इन्टरनेट) सेवाको अभाव लगायतका कारणले शाखा विस्तार तथा कार्यक्रम विस्तार गर्न समस्याहरू भोजु परेको छ । यद्यपि संस्थाको संचालक समिति, संचालक स्तरिच विभिन्न समितिहरू तथा व्यवस्थापनले निरन्तर रुपमा चस्ता समस्याहरूको असरलाई व्यवस्थापन गर्न समयानुकूल विभिन्न उपाय तथा रणनीतिहरू अवलम्बन गर्दै आइरहेको छ ।

8) प्रतिवेदन तयार भएपछि मिति समन चालु आर्थिक वर्षको उपलब्धि र भविष्यमा गर्नुपर्ने विषयका सम्बन्धमा संचालक समितिको धारणा :

8.1 उपलब्धिको विवरण :

संस्थाको चालु आ.व.को पौष महिनासम्मको कारोवारमा भएको उपलब्धिको विवरण देहाय बमोजिम रहेको छ ।

क्र.सं.	विवरण	इकाई	गत आ.व.को आषाढ मसान्त सम्मको	चालु आ.व.को पौष मसान्त सम्मको
१	जिल्ला संख्या	संख्या	४८	४८
२	शाखा संख्या	संख्या	१३७	१३७
३	केन्द्र संख्या	संख्या	२,३५७	२,४१७
४	सदस्य संख्या	जना	११८,७५०	१,१८,२४४
५	कर्जा लिने सदस्य संख्या	जना	४२,२०२	४७,७०४
५	लगावीमा रहेको रकम	रु. लाखमा	६३,५८२.३२	६६,८७२.८३
६	वचत रकम	रु. लाखमा	१३,४७३.८६	१३,२२१.६१

8.2 मावी योजना :

यस संस्थाले लघुवित्त कार्यक्रमलाई समावेशी बैकिङ्गको रुपमा अघि बढाउँदै आधुनिक प्रविधिहरूको उच्चतम प्रयोग गरी ग्राहक सदस्यहरूलाई नवनिर्गत लघुवित्त सेवा दिने उद्देश्य लिएको छ । सोको लागि जनशक्तिलाई थप दक्ष बनाउन तालिम तथा क्षमता विकासका कार्यक्रमहरू संचालन गरिने तथा लघुवित्त सेवा कार्यक्रमलाई अझ सरल, विश्वसिलो तथा मरपट्टी बनाउन प्रविधिमा भएका परिवर्तनहरूलाई आत्मसाथ गर्दै भविष्यमा मोबाइल बैकिङ्ग, एसएमएस बैकिङ्ग, ट्याबलेट बैकिङ्ग, ई-स्टेटमेन्ट सेवा आदि विस्तार गर्दै लगिने छ । साथै, कर्जा तथा बचत संकलनलाई सहज बनाउन विभिन्न वालेट सेवा प्रदायकहरूसँग सहकार्य गरिने छ । संस्थाको उन्नती तथा प्रगतिका लागि आगामी दिनमा गरिने कार्यक्रमहरू देहाय बमोजिम रहेका छन् :

- 8.2.1 संस्थाले ग्राहक सदस्यहरूलाई आधुनिक प्रविधिको प्रयोग गर्न सिकाउन तथा लघुवित्तलाई प्रविधि मैत्री बनाउँदै लैजानका लागि विद्युतीय बैकिङ्ग सेवाहरू जस्तै मोबाइल बैकिङ्ग, एबिबिएस, एसएमएस नोटिफिकेशन, वालेट पेमेन्ट, वयुआर कोड पेमेन्ट, चेकको प्रयोग जस्ता कार्यक्रमहरू थप गर्दै लाने योजना बनाएको छ । संस्थाका केही शाखाहरूमा विगतदेखि ट्याबलेट बैकिङ्गको कारोबार शुरु गरिएकोमा सोलाई प्रभावकारी रुपमा कार्यान्वयन गर्दै विस्तार गरिने योजना छ ।
- 8.2.2 संस्थाले आफ्ना शाखाको क्षेत्र आसपासका गाउँपालिका तथा नगरपालिकाका सामाजिक तथा आर्थिक रुपमा पछि परेका युवा तथा ग्राहक सदस्यलाई स्थानीय सहजकर्ताको रुपमा लघुवित्त कार्यक्रम तथा वित्तीय साक्षरता अभियानमा परिचालन गर्न **किसान स्थानीय सहजकर्ता कार्यक्रमको** शुरुवात गर्ने योजना बनाएको छ । सो कार्यक्रमबाट स्थानीय स्तरमा स्वरोजगारी सृजना गर्ने प्रयास गरिनेछ ।
- 8.2.3 संस्थाले वार्षिक रुपमा सदस्यहरूको मेला आयोजना गरी उनीहरूको चाहना र आवश्यकता अनुसारको कर्जा, बचत तथा अन्य सेवालाई समग्र सापेक्ष हुने गरी संस्थाको हितलाई ध्यान दिदै परिमार्जन गर्दै लगिने योजना बनाएको छ ।
- 8.2.4 विभिन्न राष्ट्रिय तथा अन्तर्राष्ट्रिय गैर सरकारी संस्थाहरूसँग समन्वय कायम गरी ग्राहक सदस्यहरूलाई तालिम, सेमिनार, गोष्ठी तथा अन्तर्क्रियात्मक कार्यक्रमहरूमा सहभागी बनाइने छ । साथै, संस्थाले ग्राहक संरक्षण कोष, अन्य सुरक्षण कोष तथा निर्धारित बजेटभित्र रहेर सदस्यहरूलाई व्यावसायिक दक्षता अभिवृद्धि गर्ने तालिम प्रदान गर्ने र सामाजिक सुरक्षाका विभिन्न राहत कार्यक्रमहरूबाट लाभान्वित गरिने नीति लिएको छ ।
- 8.2.5 संस्थाले विभिन्न रेगिस्ट्रारस कनपनीहरूको सबअजेन्ट (Sub Agent) मई देश भित्र रकम पठाउन तथा पाउन र विदेशबाट पठाएको रकम मुक्तानी गर्ने व्यवस्था गरिरहेकोमा नेपाल राष्ट्रबाट भएको पछिल्लो नीतिगत व्यवस्थाका आधारमा परिमार्जन गरी सो कार्य गर्नेछ ।
- 8.2.6 कर्मचारीलाई दक्ष बनाउन समय समयमा तालिम तथा गोष्ठी र सेमिनारहरूको आयोजना गर्ने, राष्ट्रिय तथा अन्तर्राष्ट्रिय तालिम तथा अवलोकन क्षमताको व्यवस्था गरिनेछ ।

- ४.२.७ ग्राहक सदस्यको चाहना र आवश्यकता बमोजिम बचत तथा कर्जा र अन्य सेवाहरूमा विविधकरण गर्दै लगिने छ ।
- ४.२.८ शेयरधनीहरूलाई लगानीको उचित प्रतिफल दिन निरन्तर रुपमा गुणस्तरिय व्यवसाय वृद्धि गर्नेतर्फ ध्यान दिइनेछ ।
- ४.२.९ संस्थागत सामाजिक उत्तरदायित्व अन्तर्गत विभिन्न सामाजिक उत्थानका कार्यहरू गरिनेछ ।
- ४.२.१० लघुवित्त कार्यक्रमका बारेमा सहि सूचना संप्रेषण नहुदाँ यो कार्यक्रम प्रति हाल श्रृजना गरिएको क्षमलाई घिर्न देशका विभिन्न भागमा आफूले पहिलमा धर्ब अन्य संघ संस्थासँग सहकार्य गरेर वित्तीय साक्षरता सम्बन्धी कार्यक्रम संचालन गरिने छ ।
- ४.२.११ संस्थाले आ.व.२०८०/८१ मा उपयुक्त लघुवित्त संस्थाहरूलाई गानेर नेपालको अग्रणी, ठूलो तथा अब्बल लघुवित्त वित्तीय संस्था बन्ने योजना समेत बनाएको छ ।
- ४.२.१२ संस्थाका लागि आवश्यक वित्तीय श्रोतको परिपूर्ति गर्न वैदेशिक लगानीको श्रोत समेत सोजी गरिनेछ ।
- ४.२.१३ संस्थाको शेयर स्वाभिम्व अनुपात निचामाकिय व्यवस्था अनुरूप बनाउन थप सार्वजनिक शेयर निष्काशन (फर्दर पब्लिक इश्यु) को कार्य अन्तिम चरणमा पुगेकोमा सो कार्यलाई सम्पन्न गरिनेछ ।

५) संस्थाको औद्योगिक तथा व्यावसायिक सम्बन्ध :

यस वित्तीय संस्थाले निचमनकारी निकाय नेपाल राष्ट्र बैंक, कम्पनी रजिष्ट्रारको कार्यालय, धितोपत्र बोर्ड, नेपाल स्टक एक्सचेन्ज, नेपाल विलखरिष्ट हाउस लगायतका निकायसँग सुलघुर सम्बन्ध कायम राख्दै आएको छ । संस्थाले राष्ट्रिय तथा अन्तराष्ट्रिय विभिन्न सरकारी-नैसरकारी संस्था र विम्वन बैंक तथा वित्तीय संस्थाहरू लगायतका सरोकारवालाहरूसँग समेत सौहार्दपूर्ण सम्बन्ध कायम राखी सहकार्य गर्दै आईरहेको छ ।

६) संस्थागत सामाजिक उत्तरदायित्व तथा ग्राहक संरक्षण कोष :

(क) संस्थागत सामाजिक उत्तरदायित्व :

संस्थाले संस्थागत सामाजिक उत्तरदायित्व अन्तर्गत विभिन्न सामाजिक कार्यहरूको लागि सहयोग गर्दै आएको छ । विगतमा कोभिड-१९ को समयमा यस संस्थाले कोभिड रोकथाम तथा उपचारको लागि विभिन्न जिल्लाका व्यक्तिहरूलाई कोभिड रोकथाम तथा सतर्कता लागि स्वस्थसँग सम्बन्धित विभिन्न जिवसी सरसामानहरू वितरण गरेको थियो । आ.व.मा २०७९/८० मा उक्त कोषबाट कुनै रकम सर्च हुन सकेको थिएन भने घालु आ.व. मा हालसाले जाजरकोटलाई केन्द्रबिन्दु बनाई गएको लुकुपबाट पिडितहरूलाई सहयोगार्थ मिति २०८०/०८/०५ मा बसेको १२४औं संचालक समितिको बैठकले कोषमा उपलब्ध रकम मध्येबाट रु.५ लाखसम्म राहत वितरण गर्ने निर्णय गरे अनुसार जाजरकोट स्थित संस्थाको थलह, सलगा र दल्ही शाखाबाट रु.३,३९,५००।- (अक्षरेपि तीन लाख एकतीस हजार पाँच सय मात्र) बराबरको नगद राहत प्रदान गैसकेको समेत जानकारी गराउन चाहन्छु ।

(ख) ग्राहक संरक्षण कोष :

यस संस्थाले ग्राहक सदस्यहरूका हित तथा संस्थागत विकासमा सर्च गर्नको लागि प्रत्येक वर्षको नाफाबाट निश्चित प्रतिशत रकम छुट्याई ग्राहक संरक्षण कोषमा जम्मा गर्ने व्यवस्था गरेको छ । यस कोषको संचालनको लागि ग्राहक संरक्षण कोष संचालन कार्यविधि तयार गरी लागु गरिएको छ । बाढी पहिरो, आगलागी तथा अन्य दैवी विपत्तीबाट ग्राहक सदस्यहरूको परिचोजना नष्ट भएमा ग्राहक सदस्यहरू तथा निजहरूको परिवारको स्वास्थ्य उपचार गर्न, ग्राहक सदस्यहरूको बाल बालिकाको शिक्षाको लागि छात्रवृत्ति प्रदान गर्न, बालबच्चाको पोषण तथा ग्राहक सदस्यहरूको लागि केन्द्र प्रमुख भेला तथा वित्तीय साक्षरता कार्यक्रम संचालन आदी कार्य गर्न यस कोषको प्रयोग गर्ने गरिएको छ । आ.व. २०७९/८० मा यस कोषबाट रु.१५,०३,५५०।- माथि उल्लेखित कार्यहरूमा सर्च गरिएको छ ।

७) संचालक समितिको मध्यको हेरफेर र सोको कारण :

आ.व. २०७९/८० मा संचालक समितिको रहेका संचालक श्री सरिता उप्रेतीले राजीनामा दिनु भएको हुँदा वहाँको स्थानमा श्री सदानन्द सापकोटालाई र रिक्त रहेको स्वतन्त्र संचालकको स्थानमा श्री पुनादेवि के.सी. (सहका) लाई मिति २०७९/१२/२९ मा बसेको संचालक समितिले संचालकमा मनोनयन गरेको छ । सर्वसाधारणको तर्फबाट प्रतिनिधित्व गर्ने संचालक श्री सतेश घण्टेले २०८० प्रावणमा राजीनामा दिनु भएकोले निजको राजीनामा स्वीकृत भई १ जना सर्वसाधारणको तर्फबाट प्रतिनिधित्व गर्ने संचालकको पद हाल रिक्त रहेको छ ।

८) संस्थाको कारोबारलाई असर पार्ने सबै मुख्य कुराहरु :

यस संस्थाको कारोबारलाई असर गर्ने मुख्य कुराहरु निम्नानुसार उल्लेख गरिएको छ ।

- (क) बैंक तथा वित्तीय संस्थाले दिएको थोक विपन्न वर्ग कर्जाका पछिल्लो समयमा संकुचन आएकोले संस्थालाई वित्तीय श्रोतको कमी हुने ।
- (ख) सराव कर्जाका वृद्धि हुँदा कर्जा जोखिमजीमा गर्नुपर्ने दायवस्थाका कारण मुनाफामा प्रतिकूल अवस्था बृजना हुने ।
- (ग) हाल गैर कानुनी रुपमा संचालित लघुवित्त बिरुद्धको आन्दोलनले कर्मचारीहरुको मनोबलमा गिरावट आउने, असुली प्रक्रियामा नकारात्मक असर पर्ने र सोबाट भास लागेको कर्जा अधिक बढ्न सक्ने ।
- (घ) विभिन्न बैंक तथा वित्तीय संस्थाहरुबाट लिइएको कर्जा सापटको लागत अत्यधिक बृद्धि भएको तर कर्जामा लिन व्याजदरको सीमा यथावत कायम रहेकोले संस्थाको वित्तीय अवस्थामा थप गिरावट आई संचालन खर्च घट्न कठिनाई हुने ।
- (ङ) छुट्टै ब्यक्ति धेरै संस्थामा सदस्य बस्ने अफलो क्षमता भन्दा बढि कर्जा चलाउँदा कर्जाको अधिक भारका कारण असुली लभई भास लाग्ने कर्जा रकममा बृद्धि हुने ।
- (च) लघुवित्त संस्था मर्जर हुँदा संस्थाको संरचना कमी आउदा पनि दायवसाय विस्तार गर्न शाखाहरु विस्तार गर्ने क्रम जारी नै रहेकोले अविश्वामा समेत अस्वस्थ प्रतिस्पर्धामा बृद्धि हुने ।
- (छ) कानुनबन्दा बाहिरको परिस्थिति जस्तै कोभिड १९ आर्थिक मन्दी, प्रकृतिक प्रकोप आदिबाट आइपर्ने असर ।
- (ज) भौगोलिक विकटता, भौतिक पूर्वाधारको कमी, सुचना प्रविधि सुविधा (इन्टरनेट) को अभाव तथा लघुवित्त क्षेत्रमा दक्ष जनशक्तिको अभावले बृजना गर्ने जोरिन ।

संस्थाको कारोबारमा पर्नसक्ने धी र खस्ते प्रकारका अन्य असरहरुका लागि संचालक समिति, लेसापरीक्षण समिति, जोरिन दायवस्थापन समिति, कर्मचारी सेवा सुविधा समिति र दायवस्थापन पक्ष चलाउने रही समभावित हानी जोखिमानी कम गर्ने प्रतिबद्ध रहेको छ ।

९) लेसापरीक्षण प्रतिवेदनमा कुनै कैफियत उल्लेख भएको भए सोको उपर संचालक समितिको प्रतिष्ठिः :

संस्थाको नियमित कार्यसम्पादनका क्रममा भएको सामान्य कमी कमीगोरी बाहेक नेपाल राष्ट्र बैंकको नीति निर्देशन, कम्पनी रजिष्ट्रारको कार्यालय तथा नेपालको प्रचलित कानून विपरीतका कार्य गरेको गम्भीर प्रकृतिका ठिप्पणीहरु लेसापरीक्षण प्रतिवेदनमा उल्लेख भएको छैन । लेसापरीक्षण प्रतिवेदनमा उल्लेखित कतिपय कैफियतहरु सुधार गरिसकिएको र बाँकी सुधार हुने क्रममा रहेको छ ।

१०) लागू बाँडफाँड गर्ने सिफारिश गरिएको रकम :

लघुवित्त क्षेत्रमा रहेको अस्वस्थ प्रतिस्पर्धा तथा लघुवित्त संस्था बिरुद्ध संचालित गैर कानुनी आन्दोलन र देशमा विद्यमान आर्थिक सुस्तताका कारण आ.व. २०७९/८० मा संस्थाको कारोबारमा प्रतिकूल प्रभाव पर्न गयो । जसको कारणले संस्थाको वित्तीय अवस्थामा समेत नकारात्मक असर पर्न गे सामान्य मुनाफामा सिमित रहनुपर्ने अवस्था रह्यो । चालु बर्षमा पनि लघुवित्त संस्था बिरुद्ध संचालित जातिविधिहरु तथा देशको आर्थिक अवस्थाले संस्थाको कारोबारमा समेत प्रतिकूल प्रभाव परिरहेको हुँदा संचालक समितिले २०८० असार महिनामा कायम वितरणयोग्य मुनाफालाई संचित गरी लागू वितरण नगर्ने गरी वित्तीय वितरण पारीत गर्ने प्रस्ताव पेश गरेको छ ।

११) संचालकहरुले पालना गर्नुपर्ने आचरणहरु सम्बन्धी जानकारी :

संस्थामा संस्थागत सुशासन कायम राख्न दायवस्थापन र संचालक समिति सदैव प्रतिबद्ध रहेको छ । संचालक समितिका सदस्यहरुले नेपाल राष्ट्र बैंकले "घ" वर्गका लघुवित्त वित्तीय संस्थाहरुलाई जारी गरेको इकीकृत निर्देशिका २०७९ को निर्देशन नं. ६ को दफा १ बमोजिम पालना गर्नुपर्ने आचरण सम्बन्धी दायवस्था अलुरुपका सम्पूर्ण आचरणहरु पूर्ण रुपमा पालना गरेको तथा अन्य नियमनकारी निकायले जारी गरेका अन्य आचरणहरु सम्बन्धी दायवस्थाहरु समेत पूर्ण रुपमा पालना गर्दै आएको व्यहोरा जानकारी गराउन चाहन्छु । वित्तीय संस्थाका सम्पूर्ण क्रियाकलाप पारदर्शी रुपमा संचालन गरी संस्थागत सुशासनको विकास गरिएको छ । दायवस्थापकीय निर्णय र काम कारवाहीमा संचालक समितिको कुनै किसिमको हस्तक्षेप नरहेको समेत जानकारी गराउन चाहन्छु ।

१२) मर्जर तथा प्राप्ती :

नेपाल राष्ट्र बैंकले इजाजतपत्रप्राप्त संस्थाहरुको वित्तीय क्षमता, मानव संसाधन, प्राविधिक धर्त अन्य क्षमताको अभिवृद्धि गर्ने लक्ष्य अनुसार मर्जर तथा प्राप्तीको लागि प्रोत्साहन गर्दै आएको छ । सोहि अनुरुप साविकको धन.आर.धन. लघुवित्त वित्तीय संस्था लि. साविकको क्रिस्टल लघुवित्त वित्तीय संस्था लि. र साविकको रामारोशन लघुवित्त वित्तीय संस्था लि. मर्ज भई वि.सं. २०७६ मा २४ गते टेसि इकीकृत कारोबार भएको र सोहि आ.व.मा साविकको किसान माइक्रो फाईनान्स र साविकको दिव्य लघुवित्त वित्तीय संस्था लि. लाई समेत गाभि किसान लघुवित्त वित्तीय संस्था लि.को नामबाट वि.सं. २०७७ आषाढ २९ बाट इकीकृत कारोबार संचार भएको सर्व

विटितै छ । सोहि कार्खलाई निरन्तरता दिदै यस संस्थाले हाल आ.व. मा जाल्पा सामुदायिक लघुवित्त वित्तीय संस्था लि. सँग मिति २०८० श्रावण ९ गते गर्जरको लागि प्रारम्भिक समकदारीपत्रमा हस्ताक्षर गरि गर्जरको प्रक्रिया अगाडि बढाएको छ । नेपाल राष्ट्र बैकबाट मिति २०८०/०४/१८ मा गर्जरको लागि प्रारम्भिक सहमति समेत प्राप्त भैसकेको र हाल सो गर्जर कार्खलाई अन्तिम रुप दिन संचालक समिति तथा संयुक्त गर्जर समितिले हालसम्म गरेका सम्पूर्ण काम कारवाहीलाई साधारणसभाबाट अनुमोदन गर्न आजको गरिमासय पाँचौ वार्षिक साधारणसभा समक्ष विशेष प्रस्ताव पेश भएको समेत जानकारी गराउन चाहन्छु । साथै, कठिब्रता समेत गर्जर र प्राप्तिलाई निरन्तरता दिई यस संस्थालाई नेपालको ठुलो र अग्रणी लघुवित्त संस्थाको रुपमा स्थापित गर्ने उद्देश्य रहेको जानकारी गराउन चाहन्छु ।

१३. गाम्ने गामिने सवर्द्धमा संचालक समितिको धारणा :

हाल लघुवित्त क्षेत्रमा देखा परेको विषम परिस्थितिका कारण संस्थाले कार्खक्षेत्र थप विस्तार गर्न नयाँ शाखाहरू संचालनमा ल्याउन नसकिरहेको चर्हीहरू सबैलाई जानकारी नै छ । संस्थाले नेपालको लुम्बिनी प्रदेश र गण्डकी प्रदेशमा आफ्नो उपस्थिति बाक्लो बनाउन नसेको परिप्रेक्ष्यमा जाल्पा सामुदायिक लघुवित्त वित्तीय संस्थाको कार्खक्षेत्र विशेष गरी सोही प्रदेशमा रहेकोले गर्जर पश्चात शाखाहरू नसर्पिटने हुँदा स्वतः शाखा संजाल र कार्खक्षेत्रमा समेत बृद्धि हुने देखिन्छ । हाल यस संस्थाको १३७ र जाल्पा सामुदायिक लघुवित्तको ९९ गरी कुल २३६ शाखा संजाल हुनेमा विगतमा भएको गर्जरका कारण दुवैतर्फका २६ वटा शाखाहरू आन्तरिक रुपमा तथा संस्था संस्था बीचको १५ वटा शाखाहरू गर्जर गरे पश्चात २०८ वटा शाखा कायम नै हुने देखिन्छ । यसले आगामी दिनमा संस्थालाई सो क्षेत्रहरूमा नयाँ शाखा सोली थप जोसिम उठाउन नपर्ने अवसर श्रृजना गरेको छ भने अर्कोतर्फ अनुभवी कर्मचारीहरू स्वतः समाचोजित हुने हुँदा नयाँ कर्मचारीहरू भर्ना गर्ने, तालिम प्रदान गर्ने लगायतका लागतहरूमा समेत कटौती हुने देखिन्छ ।

आ.व. ७९/८० मा संस्थाको प्रतिशेखर नेटवर्थ रु.१३६.०४ रहेकोमा हाल गाम्ने गामिने कार्खको लागि कायम भएको शेखर स्वाप रेसिबोको आधारमा समेत सो प्रतिशेखर नेटवर्थ रु.१७८.६ कायम नै रहनेछ । जसले गर्दा संस्थाको हाल कायम शेखरघनीहरूलाई लाभ नै हुने देखिन्छ । २०८० पौष मसान्तको तथ्यांक अनुसार दोभो बजारमा जाल्पा सामुदायिक लघुवित्तको शेखर प्रति कित्ता रु.११९० र किसान लघुवित्तको शेखर प्रति कित्ता रु.७९७ मा स्वरिड बिक्री भैरहेको हुँदा शेखर स्वाप रेसिबोको कारणले शेखर संख्यामा कमी आए पनि कुल रकममा बृद्धि नै हुने देखिन्छ । साथै, गर्जर पश्चात संस्थाको चुक्ता पुँजी, जगेडा कोष, लजानीमा रहिरहेको कर्जा, बचत परिचालन, शसरा संजाल लगायतका महत्त्वपूर्ण सुचकांकहरूमा पनि बृद्धि भई संस्था वित्तीय रुपमा अझ सबल, दरिलो र भरपर्दो बन्ने विश्वास लिइएका छौ ।

जाल्पा सामुदायिक लघुवित्त वित्तीय संस्थालाई गामे पश्चात बन्ने यस वित्तीय संस्थाको वित्तीय अवस्था देहाय बमोजिम रहने चर्हीहरू समक्ष जानकारी गराउन चाहन्छु ।

२०८० पौष मसान्तसम्मको तथ्यांकमा आधारित

क्र.सं.	विवरण	इकाई	गर्जर पूर्व	गर्जर पश्चात
१	चुक्ता पुँजी	रु.	४०,४३,६६,४६७	७७,५६,१७,०४१.६१ (FPO मिति)
२	साधारण जगेडा कोष तथा संचित मुनाफा	रु.	१०,५७,८२,६०३	४९,४१,१४,९०८
३	वितरणचौख्य मुनाफा	रु.	१,६९,९३,४८८	५,८३,०२,६७६ (२०८० अघाड बमोजिम)
४	लाभांश क्षमता	%	३.३६	११.९८ (२०८० अघाड बमोजिम)
७	बचत परिचालन	रु.	१,३२,९१,६१,१९१	३,९९,०७,९१,६६३
८	कर्जा तथा सापट	रु.	६,६८,७२,८३,४५१	११,७३,७९,८८,४८१
९	शाखा संख्या	रु.	१३७	२०८
१०	कर्मचारी संख्या	रु.	४८३	९७९
११	स्थीर सवपति	रु.	८,३४,७८,३४०	१३,७५,८४,०८९
१२	पुँजी कोष	%	८.६८	९.०९
१३	निष्कृय कर्जा	%	७.४४	७.२९
१४	प्रति शेखर नेटवर्थ	रु.	१२०.९७	१७८.६

१४) अन्य आवश्यक कुराहरू :

(क) संस्थागत सुशासन :

संस्थागत सुशासन बिना संस्थाको प्रगति असम्भव हुने कुरालाई मनन गर्दै सोही अनुरूप सञ्चालक समितिका काम कारवाहीहरू तथा संस्थाका अन्य सबै क्रियाकलापहरू पारदर्शी रूपमा संचालन गरी संस्थागत सुशासन कायम गर्न एवं सोको अन्तर्गत गराउन संस्था सदैव क्रियाशील रहेको छ । यस संस्थाको सञ्चालक समिति र व्यवस्थापन समूह ग्राहक सदस्य, निचमक निचका, शेयरधनीहरू लगायत सम्पूर्ण सरोकारवालाहरूको हित संरक्षण तथा प्रवर्द्धन गर्न सदैव प्रतिवद्ध छौ । नेपाल राष्ट्र बैकबाट जारी निर्देशन तथा प्रचलित ऐन कानून र अन्य नियमनकारी निकायहरूको निर्देशनको पालना गरी संस्थागत सुशासनको निरन्तर परिपालनाको लागि सञ्चालक समितिले विभिन्न नीति निर्देशिकाहरू निर्माण गर्ने र उक्त नीति निर्देशनलाई व्यवस्थापनले कार्यान्वयन गर्दै आईरहेको छ ।

(ख) आन्तरिक नियन्त्रण प्रणाली

संस्थाले आन्तरिक नियन्त्रण प्रणालीलाई प्रभावकारी बनाउन विभिन्न नीतिगत एवं संरचनागत प्रणालीको विकास गरी कार्यान्वयनमा ल्याएको छ । संस्था सुसंचालनका लागि आवश्यक महत्वपूर्ण नियमावलीहरू : आर्थिक प्रशासन विनियमावली, कर्मचारी सेवा विनियमावली, कर्जा नीति, कर्जा अपलेसन नीति, सूचना प्रविधि नीति, आन्तरिक लेखापरीक्षण तथा निरीक्षण निर्देशिका लगायत अन्य नीति निर्देशिका बनाई कार्यान्वयनमा ल्याएको छ । त्यसै गरी संस्थामा संचालकहरूको संयोजकत्वमा लेखापरीक्षण समिति, कर्मचारी सेवा सुविधा समिति, जोरिम व्यवस्थापन समिति, सम्पत्ति शुद्धीकरण अनुगमन समिति गठन गरिएको र यी समितिहरूले नियमित रूपमा संस्थाको कार्य समीक्षा गरी व्यवस्थापनलाई राय सुझाव तथा निर्देशनहरू दिने गरेर समेत आन्तरिक नियन्त्रण प्रणालीलाई थप प्रभावकारी बनाइएको छ ।

१. लेखापरीक्षण समिति :

संस्थामा सञ्चालकको संयोजकत्वमा लेखापरीक्षण समिति गठन गरिएको छ । समितिको संयोजकता हाल संचालक श्री राजेश मण्डारी, सदस्यता संचालक श्री शम्भु प्रसाद घिमिरे र आन्तरिक लेखापरीक्षण विभाग प्रमुख सदस्य सचिव रहनु भएको छ । आ.व. २०७२/०८० मा सो समितिको बैठक ९ पटक बसेको थियो ।

२. कर्मचारी सेवा सुविधा समिति :

संस्थामा सञ्चालकको संयोजकत्वमा कर्मचारी सेवा सुविधा समिति गठन गरिएको छ । समितिको संयोजकता संचालक श्री भरत बहादुर हमाल, प्रमुख कार्यकारी अधिकृत, लेखा विभाग प्रमुख र सदस्य सचिवता जनशक्ति व्यवस्थापन विभाग प्रमुख रहनु भएको छ । आ.व. २०७२/०८० मा सो समितिको बैठक ४ पटक बसेको थियो ।

३. जोरिम व्यवस्थापन समिति :

संस्थामा संचालकको संयोजकत्वमा जोरिम व्यवस्थापन समिति गठन गरिएको छ । यस समितिको संयोजकता संचालक श्री खडानन्द सापकोटा, संचालन विभाग प्रमुख र सदस्य सचिवता जोरिम व्यवस्थापन विभागका प्रमुख रहनुभएको छ । आ.व. २०७२/०८० मा सो समितिको बैठक ४ पटक बसेको थियो ।

४. सम्पत्ति शुद्धीकरण अनुगमन समिति :

संस्थामा संचालकको संयोजकत्वमा सम्पत्ति शुद्धीकरण अनुगमन समिति गठन गरिएको छ । समितिको संयोजकता संचालक श्री पुना देवी के.सी.(सहका), सदस्यता, कर्जा विभाग प्रमुख र सदस्य सचिवता कानून तथा अनुपालना इकाई प्रमुख रहनुभएको छ । समितिला प्रमुख कार्यकारी अधिकृत पदेल सदस्य रहनु भएको छ । आ.व. २०७२/०८० मा सो समितिको बैठक ५ पटक बसेको थियो ।

१५) प्रतिवद्धता :

यस संस्थाको प्रगति र सफलताका लागि सबै निचमनकारी निकाय लगायत सरोकारवालाहरु र सतर्पण शैखरधनी महाकुमावहरुबाट समग्र समन्वय प्राप्त रचनात्मक सुझावहरुलाई संचालक समितिले हार्दिकतापूर्वक ग्रहण गरी कार्यान्वयन गर्दै आएको छ । विगतमा भएका साधारण सभाहरुबाट दिइएका मार्गदर्शनलाई संचालक समिति एवं दबावस्थापनले जठनीरताका साथ लिई कार्यान्वयनमा ल्याएको छ । आगामी दिनमा समेत प्रचलित कालुको परिपालना गरी संस्थागत सुशासन कायम गर्नु, साधारण सभाको मार्गदर्शनको कार्यान्वयन तथा ग्राहक सदस्यहरुलाई गुणस्तरीय सेवा प्रदान गर्नु उनीहरुको जीवनस्तर उकास्न एवं शैखरधनीहरुको हित संरक्षण गर्नु संचालक समिति प्रतिवद्ध रहेको व्यहोरा समासमक्ष अनुरोध गर्दछु ।

१६) धन्यवाद सापन तथा आभार :

यस संस्थाको उन्नतिको लागि अमूल्य योगदान पुऱ्याउनु हुने ग्राहक सदस्यहरु, शैखरधनी महाकुमावहरु, नेपाल राष्ट्र बैंक, कम्पनी रजिष्ट्रारको कार्यालय, नेपाल धितोपत्र बोर्ड, नेपाल स्टक एक्सचेन्ज, सिडिएस एण्ड विलचरिड लि, शैखर रजिष्ट्रार सेन्चुरी क्यापिटल लि, संस्थाको बाह्य लेखापरीक्षक लगायत अन्य निकाय, कर्जा तथा बैकिङ सुविधा उपलब्ध गराउने विभिन्न बैंक तथा वित्तीय संस्थाहरु, संस्थालाई सहयोग गर्नु गैरसरकारी संस्थाहरु र अन्य सरोकारवालाहरु प्रति संचालक समितिको तर्फबाट हार्दिक कृतज्ञता सहित धन्यवाद सापन गर्दछु । संस्थाको उन्नति र प्रगतिमा योगदान गर्नुहुने संस्थाका प्रमुख कार्यकारी अधिकृत लगायत सबै कर्मचारीहरु प्रति धन्यवाद व्यक्त गर्नु चाहन्छु । अन्तमा, आगामी दिनमा समेत सबैबाट विगतमा भई निरन्तर रुपमा सहयोग पाउने अपेक्षा राख्दछु ।
धन्यवाद ।

मिति : २०८० चैत्र ९ गते ।

लोकराज शर्मा
अध्यक्ष
संचालक समिति

१. शेयर जफत भएको मध्य जफत भएको शेयर संख्या, त्यस्तो शेयरको अहित मूल्य, त्यस्तो शेयर जफत हुनुभन्दा अगावै सो वापत कम्पनीले प्राप्त गरेको जम्मा रकम र त्यस्तो शेयर जफत भएको सो शेयर बिक्री गरी कम्पनीले प्राप्त गरेको रकम तथा जफत भएको शेयर वापत रकम फिर्ता गरेको मध्य सोको विवरण : शेयर जफत भएको छैन ।
२. विगत आर्थिक वर्षमा कम्पनी र यसको सहायक कम्पनीको कारोबारको प्रगति र सो आर्थिक वर्षको अन्तमा रहेको स्थितिको पुनरावलोकन : वित्तीय संस्थाले गरेको कारोबारको प्रगतिका बारेमा यसै प्रतिवेदनको विभिन्न बुँदाहरूमा प्रस्तुत गरिएको छ । यस कम्पनीको कुनै पनि सहायक कम्पनी छैन ।
३. कम्पनी तथा यसको सहायक कम्पनीले आर्थिक वर्षमा सम्पन्न गरेको प्रमुख कारोबारहरू र सो अवधिमा कम्पनीको कारोबारमा आएको कुनै महत्वपूर्ण परिवर्तन : वित्तीय संस्थाले आर्थिक वर्षमा सम्पन्न गरेको प्रमुख कारोबारहरू र सो अवधिमा कम्पनीको कारोबारमा आएको महत्वपूर्ण परिवर्तन मूल प्रतिवेदनमा समावेश गरिएको छ । यस कम्पनीको कुनै पनि सहायक कम्पनी छैन ।
४. विगत आर्थिक वर्षमा कम्पनीको आधारभूत शेयरधनीहरूले कम्पनीलाई उपलब्ध गराएको जानकारी : यस वित्तीय संस्थाको ५ प्रतिशत वा सो भन्दा बढी शेयर ग्रहण गर्ने आधारभूत शेयरधनीका रूपमा प्रत्येक रहेको छ । आधारभूत शेयरधनीबाट छुट्टै विशेष जानकारी प्राप्त भएको छैन ।
५. विगत आर्थिक वर्षमा कम्पनीका सञ्चालक तथा पदाधिकारीहरूले लिइएको शेयरको स्वामित्वको विवरण र कम्पनीको शेयर कारोबारमा निजहरू संलग्न रहेको मध्य सो सम्बन्धमा निजहरूबाट कम्पनीले प्राप्त गरेको जानकारी : सञ्चालक तथा पदाधिकारीहरूको शेयर स्वामित्व विवरण देहाच बमोजिम रहेको छ ।

क्र. सं.	नाम	पद	शेयर स्वामित्व
१	लोकराज शर्मा	अध्यक्ष	४९,०८८
२	सरिता उप्रेती	सञ्चालक	२६,३२२
३	शम्भु प्रसाद धिमिरे	सञ्चालक	४०,८००
४	राजेश मण्डारी	सञ्चालक	३४३,९०० (संस्थागत, प्रत्येक बैंक)
५	सदानन्द सापकोटा	सञ्चालक	९३,६८२.३६
६	भरत बहादुर हमाल	सञ्चालक	२५६.८
७	सन्तोष पाण्डे	सञ्चालक	९२८.४
८	चुना देवी केसी सइका	सञ्चालक	छैन
९	पर्वत कुमार कार्की	प्रमुख कार्यकारी अधिकृत	छैन
१०	सजल सइका	कम्पनी सचिव	छैन

✓ सञ्चालकहरू तथा अन्य पदाधिकारीहरू कम्पनीको शेयर कारोबारमा संलग्न रहेका छैनन् ।

६. विगत आर्थिक वर्षमा कम्पनीसँग सम्बन्धित सम्झौताहरूमा कुनै सञ्चालक तथा निजको व्यक्तिगत भातेदारको व्यक्तिगत स्वार्थको बारेमा उपलब्ध गराइएको जानकारीको व्यहोरा : वित्तीय संस्थासँग सम्बन्धित सम्झौताहरूमा कुनै सञ्चालक तथा निजका आफन्तको व्यक्तिगत स्वार्थ रहेको छैन ।
७. कम्पनीले आफ्नो शेयर आफैले खरीद गरेको मध्य त्यसरी आफ्नो शेयर खरीद गर्नुको कारण, त्यस्तो शेयरको संख्या र अहित मूल्य तथा त्यसरी शेयर खरीद गरेकापछि कम्पनीले कृत्तवी गरेको रकम : यस अवधिमा कम्पनीले आफ्नो शेयर आफैले खरीद गरेको छैन ।
८. आन्तरिक नियन्त्रण प्रणाली मध्य वा नभएको र भएको मध्य सोको विस्तृत विवरण :
 - ८.१ नीति तथा विनियमावली : वित्तीय संस्थाले व्यवसायमा निहित जोखिमलाई न्यूनी गर्न तथा आन्तरिक नियन्त्रण प्रणालीलाई बलियो बनाउन नेपाल राष्ट्र बैंकले समय समयमा जारी गरेका नीति तथा निर्देशनको अधिनमा रहेर आवश्यक नीति, नियम र विनियमावली बनाई लागू गर्दै आएको छ ।
 - ८.२ लेखापरीक्षण समिति : वित्तीय संस्थामा गैर कार्यकारी सञ्चालकको मातहतमा ४०टा लेखापरीक्षण समिति गठन गरिएको छ । यस समितिले वित्तीय संस्थाको आर्थिक अवस्थाको समीक्षा, आन्तरिक नियन्त्रण, लेखापरीक्षण सम्बन्धी कार्यक्रम र लेखापरीक्षणको परिणाम सम्बन्धमा विस्तृत छलफल गरी वित्तीय संस्थाको व्यवस्थापनलाई आवश्यक निर्देशन दिने गर्दछ । वित्तीय संस्थाका आन्तरिक र बाह्य लेखापरीक्षकहरूले सो समितिलाई सधैं पहुँच राखेका छन् । निजहरूले पेश गर्ने प्रतिवेदन र यस समितिको प्रतिवेदन उपर सञ्चालक समितिले विस्तृत छलफल गर्ने व्यवस्था गरिएको छ । नेपाल राष्ट्र बैंकले तोके बमोजिम यस समितिको प्रमुख उतरदायित्व हुने गरी समितिले कार्य संचालन गर्दछ ।

- C.3 जोरिमत व्यवस्थापन समिति : वित्तीय संस्थाका जैर कार्यकारी सञ्चालकको संयोजकत्वमा एउटा जोरिमत व्यवस्थापन समिति गठन गरिएको छ । लेसापरीक्षण समितिका संयोजक जोरिमत व्यवस्थापन समितिको पदेन सदस्य रहेका छन् । राष्ट्र बैंकले तोके बमोजिम यस समितिको काम, कर्तव्य र अधिकार हुने गरी कार्य संचालन गर्दैछ ।
- C.4 कर्मचारी सेवा सुविधा समिति : सञ्चालक समितिले जैर कार्यकारी सञ्चालकको संयोजकत्वमा एउटा कर्मचारी सेवा सुविधा समिति गठन गरेको छ । राष्ट्र बैंकले तोके बमोजिम यस समितिको काम, कर्तव्य र अधिकार हुने गरी यस समितिले कार्य संचालन गर्दैछ ।
- C.5 शाखाहरूको नियमित अनुगमन तथा सुपरिवेक्षण गर्न १२ वटा क्षेत्रीय कार्यालयहरू क्रियाशील छन् । सो क्षेत्रीय कार्यालयका कार्यरत क्षेत्रीय प्रबन्धकले आफ्नो मातहतका शाखाहरूमा आवश्यकता अनुसार अनुगमन तथा निरीक्षण गर्ने गरेका छन् ।
- C.6 शाखाहरूको नियमित कारोबारहरूको अनुगमन सफ्टवेयर सिस्टमबाट पनि गर्न सकिने मद्दकोले दैनिक सिस्टम मेरिफिकेशन गर्ने तथा विभिन्न कारोबारहरू जस्तै सर्चका भौचरहरू र तलब तथा भत्ता र रु.२ लाख भन्दा माथिका कर्जाहरू केन्द्रीय कार्यालयबाट स्वीकृत गरेर वा केन्द्रीकृत प्रणालीबाट गर्ने गरिने व्यवस्था लागू गरिएको छ ।
९. विगत आर्थिक वर्षको कुल व्यवस्थापन सर्चको विवरण : आर्थिक वर्ष २०७९/०८० को व्यवस्थापन सर्च रु २५७,५२९,९४६/- रहेको छ । जसमध्ये कर्मचारी सर्च रु.२१४,५१९,५५९/- र अन्य सञ्चालन सर्च रु. ४३,०१०,३८७/- रहेको छ ।
१०. लेसापरीक्षण समितिका सदस्यहरूको नामावली, विज्ञहरूले प्राप्त गरेको पारिश्रमिक, भत्ता तथा सुविधा, सो समितिले गरेको काम कारबाहीको विवरण र सो समितिले कुनै सुझाव दिएको मद्द सोको विवरण :
आ.व. २०७९/०८० मा लेसापरीक्षण समितिका सदस्यहरू यस प्रकार रहेका थिए ।

क्र.सं.	नाम	पद	पारिश्रमिक, भत्ता तथा सुविधा	कैफियत
१	राजेश मण्डारी	संयोजक	रु. ४५००० /-	
२	मरत बहादुर हमाल	सदस्य	रु. ४५००० /-	
३	टेक बहादुर रत्नी	सदस्य सचिव	-	

लेसापरीक्षण समितिका कार्य गरे वापत जैर कार्यकारी संचालक बाहेकका वित्तीय संस्थाका कर्मचारीलाई कुनै पनि भत्ता प्रदान गरिएको छैन तर आन्तरिक लेसापरीक्षण गर्न जौटा वित्तीय संस्थाका कर्मचारीलाई वित्तीय संस्थाको नियम अनुसारको दैनिक क्षमता भत्ता प्रदान गरिने व्यवस्था गरिएको छ । त्रैमासिक रुपमा बस्ने यस समितिको बैठकमा आन्तरिक लेसापरीक्षकको प्रतिवेदन, आगामी त्रैमासको आन्तरिक लेसापरीक्षण कार्य योजना तथा गर्ने, सतब समबन्धमा हुने नेपाल राष्ट्र बैंकको स्थलगत निरीक्षणको प्रतिवेदन, बाह्य लेसापरीक्षकको प्रतिवेदन उपर छलफल र व्यवस्थापनलाई उक्त प्रतिवेदनले देखाएको कैफियतहरूमा पुनः नदोहोरिने गरी कार्य गर्न सुझावहरू दिने गरिएको छ ।

११. सञ्चालक, प्रबन्ध सञ्चालक, कार्यकारी प्रमुख, कम्पनीका आधारभूत शेयरधनी वा निजको नजिकका नातेदार वा निज संलग्न रहेको फर्म, कम्पनी वा संगठित संस्थाले कम्पनीलाई कुनै रकम बुझाउन बाँकी मद्द सो कुरा : छैन ।
१२. सञ्चालक, प्रबन्ध सञ्चालक, कार्यकारी प्रमुख तथा पदाधिकारीहरूलाई मुक्तानी गरिएको पारिश्रमिक, भत्ता तथा सुविधाको रकम : आ.व. २०७९/०८० मा सञ्चालक समितिका पदाधिकारीहरूले बैठक भत्ताको रकम वापत रु.८,४२,०००/- लिनु भएको छ । आ.व. २०७९/०८० मा कार्यकारी प्रमुख श्री पर्यट कुन्जर कार्कीलाई कुल रु. ३७,९०,६३६/- तलब भत्ता तथा भोजन र अन्य सुविधाहरू प्रदान गरिएको छ । नायब कार्यकारी प्रमुख (३ जना) लाई मुक्तान गरिएको पारिश्रमिक, भत्ता तथा सुविधाको रकम रु.२०,७९,०६६/- र व्यवस्थापकीय श्रेणीमा वरिष्ठ प्रबन्धक (१ जना) र सहायक प्रबन्धक (१ जना) लाई मुक्तान गरिएको पारिश्रमिक, भत्ता तथा सुविधाको रकम रु. २०,४४,७९२/- रहेको छ ।
१३. शेयरधनीहरूले बुझिलिन बाँकी रहेको लागानाको रकम : छैन ।
१४. दफा १४१ बमोजिम सम्पति सरिद वा बिन्दी गरेको कुराको विवरण : दफा १४१ बमोजिम गत आ.व. मा कुनै पनि सम्पति सरिद विन्दी भएको छैन ।
१५. दफा १७५ बमोजिम सम्बद्ध कम्पनी बीच भएको कारोबारको विवरण : छैन ।
१६. यस छैन तथा प्रचलित कानून बमोजिम सञ्चालक समितिको प्रतिवेदनमा सुलाउनु पर्ने अन्य कुनै कुरा : सबै कुरा माथि प्रतिवेदनमा सुलाईएको छ ।
१७. अन्य आवश्यक कुराहरू : छैन ।

धितोपत्र दर्ता तथा निष्काशन निबन्धनवली २०७३ को विचन २६ को उपविचन २ सँग सम्बन्धित अनुसूची १५ बमोजिमको वार्षिक विवरण :

१. सञ्चालक समितिको प्रतिवेदन : सम्बन्धित शीर्षक अन्तर्गत राखिएको छ ।
२. लेखापरीक्षकको प्रतिवेदन : सम्बन्धित शीर्षक अन्तर्गत राखिएको छ ।
३. लेखापरीक्षण मण्डको वित्तीय विवरण : सम्बन्धित शीर्षक अन्तर्गत राखिएको छ ।
४. कानुनी कारबाही सम्बन्धी विवरण :

- (क) त्रैमासिक अवधिमा संगठित संस्थाले वा संस्थाको विरुद्ध कुनै मुद्दा दाखल भएको मध्य : सो नभएको ।
- (ख) संगठित संस्थाको संस्थापक वा संचालकले वा संस्थापक वा संचालकको विरुद्धमा प्रचलित निबन्धनको अवज्ञा वा फौजदारी अपराध गरेको सम्बन्धमा कुनै मुद्दा दाखल गरेको वा भएको मध्य : सो नभएको ।
- (ग) कुनै संस्थापक वा संचालक विरुद्ध आर्थिक अपराध गरेको सम्बन्धमा कुनै मुद्दा दाखल भएको मध्य : सो नभएको ।

५. संगठित संस्थाको शेयर कारोबार तथा प्रजातिको विश्लेषण :

(क) धितोपत्र बजारमा भएको संगठित संस्थाको शेयरको कारोबार सम्बन्धमा व्यवस्थापनको चारणा :

शेयरको मूल्य तथा कारोबार संख्या खुल्ला बजारबाट तय हुने भएकोले यसमा वित्तीय संस्था तटस्थ छ । शेयर मूल्यमा प्रभाव पार्न सक्ने कुनैपनि सूचना प्रचलित भेल कानुनको अधिनमा रही प्रवाहित गर्ने गरेको छ । शेयर कारोबारलाई नियन्त्रण तथा सुपरिवेक्षण गर्ने नियामक निकाय नेपाल स्टक एक्सचेंज लिमिटेड तथा धितोपत्र बोर्डको प्रत्यक्ष सुपरिवेक्षणमा रही कारोबार भैरहेको छ ।

(ख) गत वर्षको प्रत्येक त्रैमासिक अवधिमा संगठित संस्थाको शेयरको अधिकतम न्यूनतम र अन्तिम मूल्यका साथै कुल कारोबार शेयर संख्या र कारोबार दिन : गत वर्षको तेस्रो र चौथो त्रैमासिक अवधिको शेयरको अधिकतम न्यूनतम, अन्तिम मूल्य, कारोबार भएको कुल दिन तथा कारोबार संख्या नेपाल स्टक एक्सचेंज लि.को वेबसाइट अनुसार यस प्रकार रहेको छ ।

त्रैमास	अधिकतम मूल्य	न्यूनतम मूल्य	अन्तिम मूल्य	कारोबारको कुल दिन	कुल कारोबार शेयर संख्या
प्रथम	रु.१०४५.७	रु.७५०	रु.८१०	६४ दिन	६५२ वटा
दोस्रो	रु.९६०	रु.७५८	रु.८८४.९	५२ दिन	६०६ वटा
तेस्रो	रु.९१८.९	रु.५९२	रु.६३०	५६ दिन	७१८ वटा
चौथो	रु.७७४.९	रु.५३९	रु.७०९	६२ दिन	७६५ वटा

(स्रोत : नेपाल स्टक एक्सचेंज)

६. समस्या तथा चुनौती : नयाँ लघुवित्त संस्थाहरुको बृद्धि र अन्य सबै बैंक तथा वित्तीय संस्थाहरुले पनि लघुवित्त कारोबार संचालन गरेको कारणले दोहोरोपनाको समस्या भएको, वित्तीय संस्थाको कोषको स्थायी र दिर्घकालिन स्रोत नभएको जस्ता समस्या तथा चुनौतीहरु रहेका छन् । उल्लेखित चुनौतीहरुको सामना गर्दै केन्द्र व्यवस्थापनलाई उत्पन्न महत्त्व दिई गुणस्तर कायम गर्ने र वित्तीय संस्थासँग रहेका स्रोत तथा साधनको अधिकतम उपयोग गरी ग्राहक सदस्यहरुको सन्तुष्टीको स्तर वृद्धिको साथै संस्थाको मुनाफा वृद्धि कायम राख्ने व्यवस्थापनको रणनीति रहेको छ ।
७. संस्थागत सुरक्षात्मक : अचानकजसुले प्रस्तुत गर्ने संचालकहरुको वार्षिक प्रतिवेदनमा उल्लेख गरिएको छ ।

नेपाल वित्तीय प्रतिवेदनमान (NFRS) बमोजिम आ.व. २०७९-०८० को वार्षिक वित्तीय प्रतिवेदन



INDEPENDENT AUDITOR'S REPORT TO THE SHAREHOLDERS OF
KISAN LAGHUBITTA BITTIYA SANSTHA LIMITED,
BALIYA, LAMKICHUHA-4, KAILALI

REPORT ON THE AUDIT OF FINANCIAL STATEMENTS

Qualified Opinion

We have audited the accompanying financial statements of **Kisan Laghubitta Bittiya Sanstha Limited** (Company), which comprise statement of financial position as at Ashad 31, 2080 (July 16, 2023), Statement of profit or loss, Statement of comprehensive income, Statement of changes in equity and Statement of cash flows for the year then ended and a summary of significant accounting policies and notes to the financial statements.

In our opinion, except for the effect of matters mentioned in Basis for Qualified Opinion para, based on the information and explanation provided to us and our audit, the accompanying financial statements give a true and fair view of the financial position of the Company as at Ashad 31, 2080 (July 16, 2023), its financial performance, its changes in equity and its cash flows for the year then ended in accordance with Nepal Financial Reporting Standards (NFRSs) and comply with Company Act, 2063 and Bank and Financial Institution Act, 2073.

Basis for Qualified Opinion

1. The organization has not updated complete fixed assets register. As a result, we couldn't verify the amount presented in financial statements with physical verification report of fixed assets.

We conducted our audit in accordance with Nepal Standards on Auditing (NSAs). Our responsibilities under those standards are further described in the Auditor's Responsibilities for the audit of the Financial Statements section of our report. We are independent of the Company and we have fulfilled our other ethical responsibilities in accordance with the ICAN's Handbook of the Code of Ethics for Professional Accountants. We believe that the audit evidence we have obtained is sufficient and appropriate to provide a basis for our opinion.

Key Audit Matters

Key Audit Matters are those matters that in our professional judgment were of most significance in the audit of the financial statements of the current period. These matters were addressed in the context of our audit of the financial statements as a whole and in forming our opinion thereon and we do not provide a separate opinion on these matters. We have determined the matters described below to be the Key Audit Matters to be communicated to the shareholders.

Key Audit Matter	The Risk	The Response
Information Technology (IT)	Control Performance	Our procedure included:




	<p>The company's key financial accounting and reporting processes are highly dependent on the automated controls over the company's IT systems. There is a risk that gaps in the change management, segregation of duties or user access management controls (in relation to key financial accounting and reporting systems) may undermine our ability to place some reliance thereon in our audit.</p>	<p>User access management and control: We tested the design, operation and effectiveness of control over granting, removal and appropriateness of access rights on the accounting and reporting system of the company.</p> <p>Change Management Control Operation: Obtained and inspected the change management process and, for a sample change in inputs and control functions on the systems, we have reviewed those to confirm changes had been performed in line with approved decisions.</p> <p>Segregation of duties: Tested a sample of the automated controls that are designed to enforce appropriate segregation of duties.</p> <p>Test of outputs: We have tested a sample of outputs particularly interest income on loans and advances, interest expenses on deposits and loan loss provision of the system through manual calculations.</p> <p>Our results: We considered the change managements, segregation of duties controls and outputs in relation to financial accounting and reporting systems to be acceptable.</p>
--	---	--

Other Matter

1. The organization has reported under Schedule 4.21 Other Liability of Rs. 64,182,364.73 consisting of amount collected from the borrowers for guarantee fees to be paid to Deposit and Credit Guarantee Fund (DCGF). Details of the same has not been available due to which we couldn't ascertain the exact liability towards borrowers whose loan has been subsequently settled.
2. Upon the recommendation of independent reviewer, following amount has been adjusted in financials of FY 2079-80.
 - a) Included under Other Liability Rs 1,710,191.47 in previous year has been booked as Other Income.
 - b) Included under Other Assets Rs 1,966,500 in previous year out of which Rs 983,400 has been booked as Stock Expenses.
 - c) Included under Interest Suspense and Interest Receivable Rs 31,150,595.51 in previous year has been adjusted by setting off the above amount against each other.

Other Information

Management is responsible for the preparation of other information. The other information comprises the information included in the annual report but does not include the financial statements and our auditor's report thereon.



Our opinion on the Financial Statement does not cover the other information and we do not express any form of assurance conclusion thereon.

Our responsibility is to read the Other Information and, in doing so, consider whether the Other Information is materially inconsistent with the financial statements or our knowledge obtained in the course of our audit or otherwise appears to be materially misstated. If, based on the work we have performed, we conclude that there is a material misstatement of this other information, we are required to report the fact. We have nothing to report in this regard.

Responsibilities of the Management and Those Charged with Governance for the Financial Statements

Management is responsible for the preparation and fair presentation of the financial statements in accordance with Nepal Financial Reporting Standards (NFRS), and for such internal control as management determines is necessary to enable the preparation of financial statements that are free from material misstatement, whether due to fraud or error.

In preparing the financial statements, management is responsible for assessing the financial institution's ability to continue as a going concern, disclosing, as applicable, matters related to going concern and using the going concern basis of accounting unless management either intends to liquidate the financial institution or to cease operations, or has no realistic alternative but to do so.

Those charged with governance are responsible for overseeing the financial institution's financial reporting process.

Auditor's Responsibilities for the Audit of the Financial Statements

Our objectives are to obtain reasonable assurance about whether the financial statements as a whole are free from material misstatement, whether due to fraud or error and to issue an auditor's report that includes our opinion. Reasonable assurance is a high level of assurance but is not a guarantee that an audit conducted in accordance with NSAs will always detect a material misstatement when it exists. Misstatements can arise from fraud or error and are considered material if individually or in the aggregate, they could reasonably be expected to influence the economic decisions of users taken on the basis of these financial statements.

As part of an audit in accordance with NSAs, we exercise professional judgment and maintain professional skepticism throughout the audit. We also:

- I. Identify and assess the risks of material misstatement of the financial statements, whether due to fraud or error, design and perform audit procedures responsive to those risks, and obtain audit evidence that is sufficient and appropriate to provide a basis for our opinion. The risk of not detecting a material misstatement resulting from fraud is higher than for one resulting from error, as fraud may involve collusion, forgery, intentional omissions, misrepresentations or the override of internal control.
- II. Obtain an understanding of internal control relevant to the audit in order to design audit procedures that are appropriate in the circumstances, but not for the purpose of expressing an opinion on the effectiveness of the organization's internal control.
- III. Evaluate the appropriateness of accounting policies used and the reasonableness of accounting estimates and related disclosures made by management.
- IV. Conclude on the appropriateness of management's use of the going concern basis of accounting and based on the audit evidence obtained, whether a material uncertainty exists related to events or conditions that may cast significant doubt on institution's ability to continue as a going concern. If we conclude that a material uncertainty exists, we are required to draw attention in our auditor's report to the related disclosures in the financial statements or, if such disclosures are inadequate, to modify our



S. S. ACHARYA & ASSOCIATES
Kathmandu
Nepal
Chartered Accountants

opinion. Our conclusions are based on the audit evidence obtained up to the date of our auditor's report. However, future events or conditions may cause institution to cease to continue as a going concern.


- V. Evaluate the overall presentation, structure and content of the financial statement, including the disclosures, and whether the financial statements represent the underlying transactions and events in a manner that achieves fair presentation.

We communicate with those charged with governance, regarding, among other matters, the planned scope and timing of the audit and significant audit findings, including any significant deficiencies in internal control that we identify during our audit.

Report on Other Legal and Regulatory Requirements

We have determined to communicate following matters in accordance with the requirements of NRB Directives, Companies Act, 2063, BAFIA, 2073 and other regulatory requirements:

- I. We have obtained all the information and explanations, which to the best of our knowledge and belief were necessary for the purpose of audit.
- II. Accounts and records of the Company have been maintained as required by law.
- III. Capital fund, risk bearing fund and the provision for possible impairment of assets of the Company are adequate as per the Directives issued by Nepal Rastra Bank.
- IV. In our opinion and to the best of our information and according to the explanations given to us, the Board of Directors, the representative or any employee of the Company has not acted contrary to the provision of law relating to accounts nor caused direct loss or damage to the Company deliberately or acted in a manner that would jeopardize the interest and security of the Company.
- V. Operations of the Company are within its jurisdiction.
- VI. The Company has not acted in a manner to jeopardize the interest and security of the depositors and investors.
- VII. The Company has a centralized core accounting system and details received from branches of the Company though the statements are independently not audited, were adequate for our audit, and
- VIII. We have not come across any fraudulence in the accounts, so far as it appeared from our examination of the books of account.


Sagar Acharya, FCA
For: S. Acharya & Associates



Chartered Accountants

UDIN: 240111CA00808zzCt2

Date: 2080.09.26

Place: Kathmandu Nepal

Kisan Laghubitta Bittiya Sanstha Limited

Statement of Financial Position

As on 31st Ashad 2080

Particulars	Notes	Restated		Restated
		31 Ashadh 2080	32 Ashadh 2079	31 Ashadh 2078
Assets				
Cash and cash equivalent	4.1	22,807,253	16,141,491	9,933,367
Statutory Balances and Due from Nepal Rastra Bank	4.2	36,079,575	36,078,643	32,878,643
Placement with Bank and Financial Institutions	4.3	100,443,211	183,395,178	502,901,848
Derivative financial instruments	4.4	-	-	-
Other trading assets	4.5	-	-	-
Loan and Advances to MFIs & Cooperatives	4.6	-	-	-
Loans and advances to customers	4.7	6,202,870,604	6,608,847,951	5,804,145,187
Investment Securities	4.8	1,000,000	1,000,000	1,000,000
Current Tax Assets	4.9	40,883,216	46,087,540	-
Investment property	4.1	-	-	-
Property and Equipment	4.11	116,404,177	89,022,002	95,886,281
Goodwill and Intangible Assets	4.12	932,895	1,836,868	3,057,421
Deferred tax Assets	4.13	4,310,804	-	-
Other assets	4.14	77,977,326	92,009,418	90,035,533
Total Assets		6,603,709,061	7,074,419,073	6,539,838,281
Liabilities and Equity				
Liabilities				
Due to Bank and Financial Institutions	4.15	-	-	-
Due to Nepal Rastra Bank	4.16	-	-	-
Derivative Financial instruments	4.17	-	-	-
Deposit from customers	4.18	1,347,385,857	1,387,237,703	1,130,214,673
Borrowings	4.19	4,386,528,824	4,833,070,253	4,629,196,513
Current Tax Liabilities	4.9	-	-	10,454,025
Provisions	4.20	-	-	-
Deferred tax Liability	4.13	-	7,607,764	14,899,983
Other liabilities	4.21	183,662,032	161,232,624	85,791,658
Debt Securities Issues	4.22	-	-	-
Subordinated Liabilities	4.23	-	-	-
Total liabilities		5,917,576,712	6,389,148,343	5,870,556,851
Equity				
Share Capital	4.24	504,366,467	471,370,530	392,808,775
Share premium				
Retained earning		16,993,488	38,403,896	111,273,528
Other Reserves	4.25	164,772,395	175,496,305	165,199,126
Total equity attributable to equity holders		686,132,350	685,270,731	669,281,429
Non-controlling interests		-	-	-
Total equity		686,132,350	685,270,731	669,281,429
Total equity and liabilities		6,603,709,061	7,074,419,073	6,539,838,281
Contingent liabilities and commitment	4.26	-	-	-
Net assets value per share		136.04	145.38	170.38

Indra Bahadur Shahi
Deputy Officer
Account Department

Sunil Adhikari
Chartered Accountant
Account Department

Parbat Kumar Karki
Chief Executive Officer

Chuma Devi K.C. Khadka
Independent Director

Bharat Bahadur Hansal
Public Director

Khadananda Sapkota
Director

Rajesh Bhandari
Director

Shumbhu Prasad Ghimire
Director

Lok Raj Sharma
Chairman

FCA Sagar Acharya
S. Acharya & Associates
Chartered Accountant

Date:
Place:



Kisan Laghubitta Bittiya Sanstha Limited

Statement of Profit or Loss For The Period Ended 31st Ashadh 2080

Amount in NPR

	Notes	31 Ashadh 2080	Restated 31 Ashadh 2079	Restated 31 Ashadh 2078
Interest Income	4.27	954,890,844	942,983,511	794,588,756
Interest Expense	4.28	708,654,611	573,946,562	328,630,433
Net interest income		246,236,233	369,036,949	465,928,324
Fees and Commission Income	4.29	64,737,634	51,291,798	102,200,503
Fees and Commission Expense	4.30	-	-	-
Net fee and Commission income		64,737,634	51,291,798	102,200,503
Net interest fee and commission income		310,973,867	420,328,748	568,128,827
Net Trading Income	4.31	-	-	-
Other Operating Income	4.32	-	-	-
Total operating income		310,973,867	420,328,748	568,128,827
Impairment charge/(reversal) for loans and other losses	4.33	28,935,401	122,066,985	40,715,229
Net Operating income		282,038,466	298,261,763	527,413,598
Personnel Expense	4.34	214,519,559	219,521,155	210,006,469
Other Operating Expenses	4.35	43,010,387	53,590,295	50,014,163
Depreciation and Amortisation	4.36	21,516,119	9,930,890	11,865,184
Operating expenses		279,046,065	283,042,340	271,885,816
Net operating Profit		2,992,401	15,219,423	255,527,782
Non operating Income	4.37	-	-	-
Non operating Expense	4.38	-	-	-
Profit before income tax		2,992,401	15,219,423	255,527,782
Income tax expense	4.39			
Current tax		(1,889,761)	(13,259,000)	(59,086,449)
Deferred tax income / (expense)		10,509,512	6,339,267	(14,409,828)
Profit for the year		11,612,152	8,299,690	182,031,505
Profit attributable to:				
Non-controlling interests		-	-	-
Equity shareholders of the bank		11,612,152	8,299,690	182,031,505
Profit for the period		11,612,152	8,299,690	182,031,505
Earnings per share:				
Basic earnings per ordinary share (NPR)		2.30	1.76	46.34
Diluted Earning per share (NPR)		2.30	1.76	46.34

Indra Bahadur Shahi
Deputy Officer
Account Department

Sunil Adhikari
Chartered Accountant
Account Department

Parbat Kumar Karki
Chief Executive Officer

Chuma Devi K.C. Khadka
Independent Director

Bharat Bahadur Hamal
Public Director

Khudananda Sapkota
Director

Rajesh Bhandari
Director

Shambhu Prasad Ghimire
Director

Lok Raj Sharma
Chairman

FCA Sagar Acharya
S. Acharya & Associates
Chartered Accountant

Date:
Place:

Kisan Laghubitta Bittiya Sanstha Limited

Statement of Other Comprehensive Income For The Period Ended 31st Ashadh 2080

Amount in NPR

	Notes	31 Ashadh 2080	Restated 32 Ashadh 2079	Restated 31 Ashadh 2078
Profit for the year		11,612,152	8,299,690	182,031,505
Other comprehensive income, net of income tax				
a) Items that will not be reclassified to profit or loss				
Gains/(losses) from investments in equity instruments measured at fair value				
Gains/(losses) on Revaluation				
Actuarial gains/(losses) on defined benefit plans		(4,696,853)	(3,176,505)	1,633,848
Income tax relating to above items		1,409,056	952,952	(490,154)
Net other comprehensive income that will not be reclassified to profit or loss		(3,287,797)	(2,223,554)	1,143,694
b) Items that are or may be reclassified to profit or loss				
Gains/(losses) on cash flow hedge				
Exchange gains/(losses) (arising from translating financial assets of foreign operation)				
Income tax relating to above items				
Reclassify to profit or loss				
Net other comprehensive income that are or may be reclassified to profit or loss		-	-	-
Other comprehensive income for the year, net of taxation		(3,287,797)	(2,223,554)	1,143,694
Total comprehensive income for the year		8,324,354	6,076,137	183,175,199
Total comprehensive income attributable to:				
Non-controlling interests		-	-	-
Equity shareholders		8,324,354	6,076,137	183,175,199
Total Comprehensive income for the period		8,324,354	6,076,137	183,175,199

Indra Bahadur Shahi
Deputy Officer
Account Department

Sunil Adhikari
Chartered Accountant
Account Department

Parbat Kumar Karki
Chief Executive Officer

Chuna Devi K.C. Khadka
Independent Director

Bharat Bahadur Hamal
Public Director

Khadantanda Sapkota
Director

Rajesh Bhandari
Director

Shambhu Prasad Ghimire
Director

Lok Raj Sharma
Chairman

FCA Sagar Acharya
S. Acharya & Associates
Chartered Accountant

Date:

Place:



Kisan Laghubitta Bittiya Sanstha Limited
Statement of Distributable Profit or Loss
For The Period Ended 31st Ashadh 2080
(As per NRB Regulation)

Particulars	31 Ashadh 2080	Amount in NPR	
		Restated 32 Ashadh 2079	Restated 31 Ashadh 2078
Net profit or (loss) as per statement of profit or loss:	11,612,152	8,299,690	182,031,505
Appropriations:			
a. General reserve	2,322,430	1,659,938	44,716,583
b. Foreign exchange fluctuation fund	-	-	-
c. Capital redemption reserve	-	-	-
d. Corporate social responsibility fund	116,122	82,997	2,235,829
e. Other-Employee Welfare Fund	-	-	-
f. Client's Protection Fund	116,122	82,997	2,235,829
g. Employees' training fund	1,911,655	1,753,388	-
Profit or (loss) before regulatory adjustment	7,145,823	4,720,370	132,843,264
Regulatory adjustment :			
a. Interest receivable (-)/previous accrued interest received (+)	(17,888,924)	4,285,931	41,551,408
b. Short loan loss provision in accounts (-)/reversal (+)	-	-	-
c. Short provision for possible losses on investment (-)/reversal (+)	-	-	-
d. Short loan loss provision on Non Banking Assets (-)/reversal (+)	-	-	-
e. Deferred tax assets recognised (-)/ reversal (+)	10,648,347	(6,337,543)	-
f. Goodwill recognised (-)/ impairment of Goodwill (+)	-	-	-
g. Bargain purchase gain recognised (-)/reversal (+)	-	-	-
h. Actuarial loss recognised (-)/reversal (+)	1,064,244	1,079,860	1,143,694
i. Other (+/-)	-	-	-
j. Profit brought forward from Previous Years	38,403,896	111,273,528	21,125,365
k. Previous year's declared dividend distributed this year (Share + Cash)	34,732,565	78,561,755	-
Distributable profit or (loss)	16,993,488	38,403,896	111,273,528

Indra Bahadur Shahi
Deputy Officer
Account Department

Sunil Adhikari
Chartered Accountant
Account Department

Parbat Kumar Karki
Chief Executive Officer

Chuna Devi K.C. Khadka
Independent Director

Bharat Bahadur Hamal
Public Director

Khadamanda Sapkota
Director

Rajesh Bhundari
Director

Shambhu Prasad Ghimire
Director

Lok Raj Sharma
Chairman

FCA Sagar Acharya
S. Acharya & Associates
Chartered Accountant

Date:
Place:

Kisan Laghubitta Bittiya Sanstha Limited

Statement of Cash Flows For The Period Ended 31st Ashadh 2080

Amount in NPR

	31 Ashadh 2080	Restated 32 Ashadh 2079	Restated 31 Ashadh 2078
Cash flows from operating activities			
Interest Received	954,890,844	942,983,511	794,558,756
Fees and Other Income	64,737,634	51,291,798	102,200,503
Dividend income	0	-	-
Receipts from Other Operating Activities	0	-	-
Interest Paid	(708,654,611)	(573,946,562)	(328,630,433)
Commission and Fees Expenses	-	-	-
Employee Expenses	(214,519,559)	(219,521,155)	(210,006,469)
Other Expenses Paid	(43,010,387)	(53,590,295)	(50,014,163)
Deferred tax income / (expense)	10,509,512	6,339,267	(14,409,828)
Actuarial gains/(losses) on defined benefit plans	(3,287,797)	(2,223,554)	1,143,694
Impairment charge/(reversal) for loans and other losses	(28,935,401)	(122,066,985)	(40,715,229)
Operating Cash Flows before Changes in Operating Assets and Liabilities	31,730,235	29,266,028	254,126,832
(Increase)/Decrease in Operating Assets	413,440,206	(853,015,458)	(1,529,434,681)
Money at Call and Short Notice	-	-	190,756,712
Placement with Bank and Financial Institutions	-	-	-
Other Trading Assets	-	-	-
Loans and Advances to Other Banks and Financial Institutions	-	-	-
Loan and Advances to Customers	405,977,328	(804,702,744)	(1,643,984,566)
Other Assets	7,462,878	(48,312,714)	(76,206,827)
Increase/(Decrease) in Operating Liabilities	(471,571,631)	529,045,517	1,774,734,986
Due to Bank and Financial Institutions	-	-	-
Due to Nepal Rastra Bank	-	-	-
Deposit from customers	(39,851,847)	257,023,030	244,556,691
Borrowings	(446,541,429)	203,873,740	1,481,277,231
Other Liabilities	14,821,644	68,148,747	48,901,063
Amount paid from Reserves	-	-	-
Taxes paid	(1,889,761)	(13,250,000)	(59,086,449)
Net cash from operating activities	(28,290,952)	(307,962,914)	440,340,688
Cash flows from investing activities			
Purchase of property, plant and equipment	(48,366,910)	(2,135,630)	(4,972,932)
Disposal of property, plant and equipment	372,590	-	-
Investment in subsidiaries, associates & joint ventures	-	-	-
Purchase of investment securities	-	-	-
Disposal and maturity of investment securities	-	-	-
Dividends received from investment in securities	-	-	-
Net cash used in investing activities	(47,994,320)	(2,135,630)	(4,972,932)
Cash flows from financing activities			
Issue of ordinary and preference share capital, net of expenses	-	-	-
Borrowings	-	-	-
Dividends paid to ordinary shareholders, net of scrip	-	-	-
Net cash (used in)/from financing activities	-	-	-
Net increase/(decrease) in cash and cash equivalents	(76,285,272)	(310,098,545)	435,367,756
Cash and cash equivalents at beginning of year	235,615,313	545,713,858	110,346,103
Effect of exchange rate changes on cash & cash equivalents	-	-	-
Cash and cash equivalents at end of year	159,330,041	235,615,313	545,713,858

Indra Bahadur Shahi
Deputy Officer
Account Department

Sunil Adhikari
Chartered Accountant
Account Department

Parbat Kumar Karke
Chief Executive Officer

Chuna Devi K.C. Khadka
Independent Director

Bharat Bahadur Hamal
Public Director

Khadananda Sapkota
Director

Rajesh Bhundari
Director

Shambhu Prasad Ghimire
Director

Lok Raj Sharma
Chairman

FCA Sagar Acharya
S. Acharya & Associates
Chartered Accountant

Date:
Place:

पाँचौ वार्षिक प्रतिवेदन
आ. व. २०७९/८०



Kisan Laghubitta Bittiya Sanstha Ltd.
किसान लगुबित्त बितीय संस्था लिमिटेड



Kisan Laghubitta Bittiya Sanstha Limited
Statement of Changes in Equity
For The Period Ended 31st Aashadh 2080

Particulars	Share Capital	Share Premium	Retained earnings	General Reserve	Exchange Fluctuation Reserve	Deferred Tax Reserve	Fair Value Reserve	Employee's Provident Fund	Provision for Contingent Liability	Available for sale reserve	Avail Reserve	Customer Protection Fund	Regulatory Reserve	Other Reserve	Miscellaneous Fund	Total
As at 31st Aashadh 2077	392,808,776	-	21,123,365	25,692,252	-	-	-	-	550,384	-	46,247,681	4,898,545	-	-	-	444,186,561
Adjustments	-	-	01	01	-	-	-	-	-	-	46,247,681	-	-	-	-	46,247,681
Revised Balance as at 31st Aashadh 2077	392,808,776	-	21,123,365	25,692,252	-	-	-	-	550,384	-	46,247,681	4,898,545	-	-	-	490,434,242
Comprehensive Income for the year	-	-	182,031,965	-	-	-	-	-	-	-	-	-	1,143,694	-	-	182,031,965
Profit for the year	-	-	-	-	-	-	-	-	-	-	-	-	-	-	-	-
Other comprehensive Income, net of tax	-	-	-	-	-	-	-	-	-	-	-	-	-	-	-	-
Reclassification of defined benefit liability/(asset)	-	-	-	-	-	-	-	-	-	-	-	-	-	-	-	-
Fair value reserve (movement in equity instruments)	-	-	-	-	-	-	-	-	-	-	-	-	-	-	-	-
Net change in fair value	-	-	-	-	-	-	-	-	-	-	-	-	-	-	-	-
Net amount transferred to profit or loss	-	-	-	-	-	-	-	-	-	-	-	-	-	-	-	-
Net gain/(loss) on evaluation	-	-	-	-	-	-	-	-	-	-	-	-	-	-	-	-
Cash flow hedge:	-	-	-	-	-	-	-	-	-	-	-	-	-	-	-	-
Effective portion of changes in fair value	-	-	-	-	-	-	-	-	-	-	-	-	-	-	-	-
Net amount transferred to profit or loss	-	-	-	-	-	-	-	-	-	-	-	-	-	-	-	-
Net gain/(loss) on evaluation	-	-	-	-	-	-	-	-	-	-	-	-	-	-	-	-
Transfer from Reserve during the year	-	-	182,031,965	-	-	-	-	-	-	-	-	-	-	-	-	182,031,965
Transfer from Reserve during the year	-	-	60,803,342	44,216,501	-	-	-	-	2,255,828	-	-	2,255,828	45,695,101	-	-	0
Transactions with entities directly recognized in equity	-	-	-	-	-	-	-	-	-	-	-	-	-	-	-	-
Issue of Bonus Shares	-	-	-	-	-	-	-	-	-	-	-	-	-	-	-	-
Adjustment	-	-	-	-	-	-	-	-	-	-	-	-	-	-	-	-
Issue of Right Shares	-	-	-	-	-	-	-	-	-	-	-	-	-	-	-	-
Dividend to equity holder	-	-	-	-	-	-	-	-	-	-	-	-	-	-	-	-
Bonus shares issued	-	-	-	-	-	-	-	-	-	-	-	-	-	-	-	-
Cash dividend paid	-	-	-	-	-	-	-	-	-	-	-	-	-	-	-	-
Provision on issue of share capital	-	-	-	-	-	-	-	-	-	-	-	-	-	-	-	-
Provision transferred to reserve	-	-	-	-	-	-	-	-	-	-	-	-	-	-	-	-
Exchange Fluctuation Fund	-	-	-	-	-	-	-	-	-	-	-	-	-	-	-	-
Declared Tax Reserve	-	-	-	-	-	-	-	-	-	-	-	-	-	-	-	-
Investment Adjustment Reserve	-	-	-	-	-	-	-	-	-	-	-	-	-	-	-	-
Employee welfare fund	-	-	-	-	-	-	-	-	-	-	-	-	-	-	-	-
Employee's Provident Fund	-	-	-	-	-	-	-	-	-	-	-	-	-	-	-	-
Declared Tax Impact of Investment Adj.	-	-	-	-	-	-	-	-	-	-	-	-	-	-	-	-
Declared Tax Impact of Investment Adj.	-	-	-	-	-	-	-	-	-	-	-	-	-	-	-	-
Total contribution by and distribution	-	-	111,273,528	76,468,834	-	-	-	-	2,786,413	-	46,247,681	6,018,289	43,838,795	-	-	675,883,816
Balance as at Aashadh (end) 2078	392,808,776	-	111,273,528	76,468,834	-	-	-	-	2,786,413	-	46,247,681	6,018,289	43,838,795	-	-	675,883,816
As at 1st Aashadh 2078	392,808,776	-	111,273,528	76,468,834	-	-	-	-	2,786,413	-	46,247,681	6,018,289	43,838,795	-	-	675,883,816
Adjustments	-	-	-	-	-	-	-	-	150,394	-	-	-	-	-	-	-
Revised Balance as at 31st Aashadh 2078	392,808,776	-	111,273,528	76,468,834	-	-	-	-	2,255,828	-	46,247,681	2,467,087	43,838,795	-	-	669,281,420
Comprehensive Income for the year	-	-	8,798,696	-	-	-	-	-	-	-	-	-	-	-	-	8,798,696
Profit for the year	-	-	-	-	-	-	-	-	-	-	-	-	-	-	-	-
Other comprehensive Income, net of tax	-	-	-	-	-	-	-	-	-	-	-	-	-	-	-	-
Reclassification of defined benefit liability/(asset)	-	-	-	-	-	-	-	-	-	-	-	-	-	-	-	-
Fair value reserve (movement in equity instruments)	-	-	-	-	-	-	-	-	-	-	-	-	-	-	-	-
Net change in fair value	-	-	-	-	-	-	-	-	-	-	-	-	-	-	-	-
Net amount transferred to profit or loss	-	-	-	-	-	-	-	-	-	-	-	-	-	-	-	-
Net gain/(loss) on evaluation	-	-	-	-	-	-	-	-	-	-	-	-	-	-	-	-
Cash flow hedge:	-	-	-	-	-	-	-	-	-	-	-	-	-	-	-	-
Effective portion of changes in fair value	-	-	-	-	-	-	-	-	-	-	-	-	-	-	-	-
Net amount transferred to profit or loss	-	-	-	-	-	-	-	-	-	-	-	-	-	-	-	-
Net gain/(loss) on evaluation	-	-	-	-	-	-	-	-	-	-	-	-	-	-	-	-
Transfer from Reserve during the year	-	-	8,798,696	-	-	-	-	-	-	-	-	-	-	-	-	8,798,696
Total comprehensive Income for the year	-	-	18,943,119	1,639,479	-	-	-	-	82,897	-	-	82,897	1,273,554	-	-	20,349,097
Transfer to Reserve during the year	-	-	-	-	-	-	-	-	-	-	-	-	-	-	-	-
Transfer to Reserve during the year	-	-	-	-	-	-	-	-	-	-	-	-	-	-	-	-
Transfer to Reserve during the year	-	-	-	-	-	-	-	-	-	-	-	-	-	-	-	-

Transfer from reserves during the year																				
Transactions with reserves, directly recognised in equity:																				
Issue of Bonus Shares																				
Issue of Share Capital																				
Declared to equity holders																				
Bonus shares issued	78,361,755																			
Cash dividend paid																				6,377,543
Exchange Fluctuation Fund																				
Deferred Tax Reserve																				
Deferred Tax Impact of Investment Ad.																				
Investment Withdrawal Fund																				
Investment Adjustment Reserve																				
Employee Creditability Enhancement Fund																				
Transfer to Investor CSR Fund																				
Transferred from Market Security Fund and Credit Security Fund																				3,377,627
Total contributions by and distribution																				
Balance as at Ashad end 2079	871,579,530																			
As at 31st Ashad 2079	871,579,530																			
Adjusted net																				
Received Balance as at 13rd Ashad 2079	871,579,530																			
Contingent liability income for the year																				
Profit for the year																				
Other comprehensive income, net of tax:																				
Reversals of defined profit adjustments																				
Fair value income (movement in equity investments)																				
Net change in fair value																				
Net amount transferred to profit or loss																				
Net gain (loss) on investments																				
Cash flow hedge:																				
Effective portion of changes in fair value																				
Net amount reclassified to profit or loss																				
Total comprehensive income for the year																				
Transfer to Reserve during the year																				
Transfer from reserves during the year																				
Transactions with reserves, directly recognised in equity:																				
Issue of Bonus Shares																				
Adjustment																				
Issue of Equity Shares																				
Declared to equity holders																				
Bonus shares issued	32,895,637																			
Cash dividend paid																				
Points on issue of share capital																				
Points transferred to reserves																				
Exchange Fluctuation Fund																				
Deferred Tax Reserve																				
Investment Adjustment Reserve																				
Employee welfare fund																				
Investor CSR Fund																				
Deferred Tax Impact of Investment Ad.																				
Total contributions by and distribution																				
Balance as at Ashad end 2080	884,364,677																			

Indra Bahadur Shahi
Deputy Officer
Account Department

Parbat Kumar Karbi
Chief Executive Officer

Chandra Devi K.C. Khobda
Independent Director

Bhuvan Bahadur Bhandari
Public Director

Khadavandy Saptosh
Director

Rajesh Bhandari
Director

Shambhu Prasad Ghimra
Director

Jobi Raj Sharma
Chairman

FCA Sagar Acharya
S. Acharya & Associates
Chartered Accountant

Date: _____
Place: _____

Note no: 4.1**Cash and Cash Equivalents**

Cash and Cash Equivalents in the statement of financial position comprise cash at vault, balances with other banks and financial institutions, money at call and short notice and other highly liquid financial assets, which are subject to insignificant risk of changes in value, net of any provisions.

Particulars	As at 31st Ashadh 2080 (16 July 2023)	As at 32nd Ashadh 2079 (16 July 2022)	As at 31st Ashadh 2078 (15 July 2021)
	Amount	Amount	Amount
Cash Balance	22,807,253.00	16,141,490.37	9,933,367.44
Bank Balance	-	-	-
Money at Call and Short Notice	-	-	-
Other	-	-	-
Total	22,807,253	16,141,490	9,933,367

The carrying amounts disclosed above reasonably approximate fair value at the reporting date.

Note no: 4.2**Due from Nepal Rastra Bank**

Statutory Balances held with Nepal Rastra Bank including balance for compulsory cash reserve, securities purchased from Nepal Rastra Bank under

Particulars	As at 31st Ashadh 2080 (16 July 2023)	As at 32nd Ashadh 2079 (16 July 2022)	As at 31st Ashadh 2078 (15 July 2021)
	Amount	Amount	Amount
Statutory Balances with NRB	36,079,575.22	36,078,643.00	32,878,643.00
Statutory Balances with B/Fs	-	-	-
Securities Purchased under Resale Agreement	-	-	-
Other Deposit and Receivable from NRB	-	-	-
Total	36,079,575	36,078,643	32,878,643

Note no: 4.3**Placement with Bank and Financial Institutions**

Placement with Domestic Banks and Financial Institutions with original maturities of more than three months from acquisition date are presented below:

Particulars	As at 31st Ashadh 2080 (16 July 2023)	As at 32nd Ashadh 2079 (16 July 2022)	As at 31st Ashadh 2078 (15 July 2021)
	Amount	Amount	Amount
Placement with Domestic Banks and Financial Institutions	100,443,211.45	183,395,178.48	502,901,847.94
Less: Impairment Allowance	-	-	-
Total	100,443,211	183,395,178	502,901,848

Note no: 4.4**Derivative financial instruments**

The Financial Institution does not have any Derivative Financial Instrument

Particulars	As at 31st Ashadh 2080 (16 July 2023)	As at 32nd Ashadh 2079 (16 July 2022)	As at 31st Ashadh 2078 (15 July 2021)
	Amount	Amount	Amount
Held For Trading	-	-	-
Interest rate swap	-	-	-
Currency swap	-	-	-
Forward exchange contract	-	-	-
Others	-	-	-
Held for Risk Management	-	-	-
Interest rate swap	-	-	-
Currency swap	-	-	-
Forward exchange contract	-	-	-
Others	-	-	-
Total	-	-	-

Note no: 4.5**Other Trading Assets**

The Financial Institution does not have any Other Trading Assets

Particulars	As at 31st Ashadh 2080 (16 July 2023)	As at 32nd Ashadh 2079 (16 July 2022)	As at 31st Ashadh 2078 (15 July 2021)
	Amount	Amount	Amount
Treasury Bills	-	-	-
Government Bonds	-	-	-
NRB Bonds	-	-	-
Domestic Corporate Bonds	-	-	-
Equity Instruments	-	-	-
Total	-	-	-
Pledged	-	-	-
Non Pledged	-	-	-
Total	-	-	-

Note no: 4.6**Loan and Advances to MFIs & Cooperatives**

The Financial Institution does not have any Loans and Advances to Banks and Financial Institutions.

Particulars	As at 31st Ashadh 2080 (16 July 2023)	As at 32nd Ashadh 2079 (16 July 2022)	As at 31st Ashadh 2078 (15 July 2021)
	Amount	Amount	Amount
Loan to Microfinance Institutions	-	-	-
Loans to Financial Institutions	-	-	-
Loans to Cooperatives	-	-	-
Less: Impairment on Loans to MFIs and Cooperatives	-	-	-
Total	-	-	-

Note no: 4.6.1**Allowance for Impairment on Loans to MFIs and Cooperatives**

The Financial Institution does not have any Loans and Advances to Banks and Financial Institutions.

Particulars	As at 31st Ashadh 2080 (16 July 2023)	As at 32nd Ashadh 2079 (16 July 2022)	As at 31st Ashadh 2078 (15 July 2021)
	Amount	Amount	Amount
Opening Balance	-	-	-
Impairment Loss for the Year	-	-	-
Charge for the Year	-	-	-
Recoveries/Reversal for the year	-	-	-
Amount Written Off	-	-	-
Closing Balance	-	-	-

Note no: 4.7**Loans and advances to customers**

Loans and Advances extended to customers presented at amortised cost considering the interest accrued on performing loans less collective impairment

Particulars	As at 31st Ashadh 2080 (16 July 2023)	As at 32nd Ashadh 2079 (16 July 2022)	As at 31st Ashadh 2078 (15 July 2021)
	Amount	Amount	Amount
Loans and Advances at Amortised Cost	6,358,232,443.56	6,731,182,012.56	5,811,215,348.10
Interest Receivable	52,881,097.16	72,757,679.55	65,954,615.15
Less:	-	-	-
Collective Impairment on Loan to Customer	208,242,936.83	195,091,760.66	73,024,775.78
Individual Impairment on Loan to Customer	-	-	-
Net Amount	6,202,870,603.88	6,608,847,931.45	5,804,145,187.47
Loans and Advances measured at FVTPL	-	-	-
Total	6,202,870,603.88	6,608,847,931.45	5,804,145,187.47

Note no: 4.7.1**Analysis of Loans and advances to customers- By Product**

Product	As at 31st Ashadh 2080 (16 July 2023)	As at 32nd Ashadh 2079 (16 July 2022)	As at 31st Ashadh 2078 (15 July 2021)
Term	6,358,232,444.00	6,731,182,012.56	5,811,215,348.10
Hire Purchase	-	-	-
Residential	-	-	-
Others	-	-	-
Total	6,358,232,444.00	6,731,182,012.56	5,811,215,348.10
Interest Receivable	52,881,097.16	72,757,679.55	65,954,615.15
Total	6,411,113,541.16	6,803,939,692.11	5,877,169,963.25

Note no: 4.7.2**Analysis of Loans and advances to customers- By Collateral**

Particulars	As at 31st Ashadh 2080 (16 July 2023)	As at 32nd Ashadh 2079 (16 July 2022)	As at 31st Ashadh 2078 (15 July 2021)
Immovable Asset	302,281,478.00	292,912,548.00	1,126,453,660.00
Government Guarantee	-	-	-
Fixed Deposit Receipt	-	-	-
Personal Guarantee	-	-	-
Other Collateral	-	-	-
Unsecured Loan	6,055,950,966.00	6,438,269,464.56	4,684,761,688.10
Total	6,358,232,444.00	6,731,182,012.56	5,811,215,348.10

Note no: 4.7.3**Allowance for Collective Impairment on Loans and Advances**

	As at 31st Ashadh 2080 (16 July 2023)	As at 32nd Ashadh 2079 (16 July 2022)	As at 31st Ashadh 2078 (15 July 2021)
Balance at the Beginning of the Period	195,091,760.66	73,024,775.78	33,290,048.98
Impairment Loss for the Year:			
Charge for the Year	6,440,506.17	122,066,984.88	39,734,726.80
Reversal for the Year	-	-	-
Balance at the End of the Period	201,532,066.83	195,091,760.66	73,024,775.78

Note no: 4.8**Investment Securities**

The Financial Institution does not have any Investment in securities or government bonds

Particulars	As at 31st Ashadh 2080 (16 July 2023)	As at 32nd Ashadh 2079 (16 July 2022)	As at 31st Ashadh 2078 (15 July 2021)
	Amount	Amount	Amount
Investment Securities measured at Amortized Cost	-	-	-
Investment in equity measured at FVTOCI	1,000,000.00	1,000,000.00	1,000,000.00
Total	1,000,000.00	1,000,000.00	1,000,000.00

Note no: 4.8.1**Investment Securities measured at Amortized Cost**

Particulars	As at 31st Ashadh 2080 (16 July 2023)	As at 32nd Ashadh 2079 (16 July 2022)	As at 31st Ashadh 2078 (15 July 2021)
	Amount	Amount	Amount
Debt securities	-	-	-
Government bonds	-	-	-
Government treasury bills	-	-	-
Nepal Rastra Bank bonds	-	-	-
Nepal Rastra Bank deposits instruments	-	-	-
Other	-	-	-
Less: specific allowances for impairment	-	-	-
Total	-	-	-

Note no: 4.8.2**Investment in equity measured at FVTOCI**

The Financial Institution does not have any Investment in securities or government bonds

Particulars	As at 31st Ashadh 2080 (16 July 2023)	As at 32nd Ashadh 2079 (16 July 2022)	As at 31st Ashadh 2078 (15 July 2021)
	Amount	Amount	Amount
Equity Instruments			
Investment in Quoted Equity	-	-	-
Investment in Unquoted Equity	1,000,000.00	1,000,000.00	1,000,000.00
Total	1,000,000.00	1,000,000.00	1,000,000.00

Note no: 4.8.3**Information about Investment in Unquoted Equity**

Particulars	As at 31st Ashadh 2080 (16 July 2023)	As at 32nd Ashadh 2079 (16 July 2022)	As at 31st Ashadh 2078 (15 July 2021)
	Amount	Amount	Amount
Nepal Finfo Company Limited	1,000,000.00	1,000,000.00	1,000,000.00
Total	1,000,000.00	1,000,000.00	1,000,000.00

Note no: 4.9**Current Tax Assets**

Advance Tax Deposited by Financial Institution less Tax Liabilities are presented below

Particulars	As at 31st Ashadh 2080 (16 July 2023)	As at 32nd Ashadh 2079 (16 July 2022)	As at 31st Ashadh 2078 (15 July 2021)
	Amount	Amount	Amount
Current Tax Assets			
Current Year Tax Asset	42,772,977.35	55,501,008.04	48,632,424.16
Current Tax Liabilities			
Current Year Income Tax Liabilities	1,889,761.47	9,413,467.86	59,006,440.10
Prior Year Income Tax Liabilities	-	-	-
Total	40,883,215.88	46,087,540.18	(10,454,024.94)

Note no: 4.10**Investment Property**

The Financial Institution does not have any Investment Property

Particulars	As at 31st Ashadh 2080 (16 July 2023)	As at 32nd Ashadh 2079 (16 July 2022)	As at 31st Ashadh 2078 (15 July 2021)
	Amount	Amount	Amount
Investment Property measured at Fair Value			
Balance at the Beginning of the Period	-	-	-
Addition/disposal during the year	-	-	-
Net Changes in Fair Value during the Year	-	-	-
Adjustment/Transfer	-	-	-
Balance at the End of the Period	-	-	-
Investment Property measured at Cost			
Balance at the Beginning of the Period	-	-	-
Addition/disposal during the year	-	-	-
Net Changes in Fair Value during the Year	-	-	-
Adjustment/Transfer	-	-	-
Balance at the End of the Period	-	-	-
Total	-	-	-

Kisan Laghubitta Bittiya Sanstha Limited

Notes to the financial statements for the year ended

Figures in NPR

Note no: 4.11

Property, plant and equipment

	Land	Building	Leasehold Improvements	Office Equipment	Other Assets	Capital WIP	Vehicles	Total
Cost								
Balance at 31st Ashadh 2077 (15 July 2020)	57,873,396	-	7,795,380	30,854,192	28,100,917	1,325,821	15,821,567	140,915,242
Additions		3,436,707.00	591,354	1,544,277	2,590,194	-	-	8,122,522
Disposals/Transfers			-	-	353,634	1,325,821	2,617,067	4,296,522
Balance at 31st Ashadh 2078 (15 July 2021)	57,873,396	3,436,707	8,256,703	31,598,469	30,341,468	-	13,234,500	144,741,243
Accumulated depreciation and impairment								
Balance at 31st Ashadh 2077 (15 July 2020)	-	-	2,996,652.42	14,877,846.79	13,219,765.87	-	4,958,067.00	36,132,946.18
Additions		37,393.01	1,378,272.09	3,944,103.87	3,479,824.48		3,607,088.40	10,462,696.55
Impairment for the Year								
Disposals			-	-	-		(260,323)	(260,321.96)
Balance at 31st Ashadh 2078 (15 July 2021)	-	57,393	4,372,925	18,821,949	18,796,593	-	8,896,108	48,854,962
Net book value								
Balance at 31st Ashadh 2078 (15 July 2021)	57,873,396	3,379,314	3,883,779	12,776,524	11,544,874	-	4,428,394	95,886,281
Cost								
Balance at 31st Ashadh 2078 (15 July 2021)	57,873,396	3,436,707	8,256,703	31,598,469	30,341,468	-	13,234,500	144,741,243
Additions			73,209	1,138,805	951,937	-	-	2,135,630
Disposals			-	-	206,103		61,639	327,821
Balance at 32nd Ashadh 2079 (14 July 2022)	57,873,396	3,436,707	8,329,912	32,708,953	31,027,240	-	13,172,844	146,549,052
Accumulated depreciation and impairment								
Balance at 31st Ashadh 2078 (15 July 2021)	-	37,393	4,372,925	18,821,949	18,796,593	-	6,906,106	48,854,962
Additions		188,963.76	1,148,363	3,559,691	2,553,354		1,241,513	8,672,888
Impairment for the Year								
Disposals			-	-	-		-	-
Balance at 32nd Ashadh 2079 (14 July 2022)	-	226,359	5,521,288	22,381,639	21,350,148	-	8,047,620	57,527,050
Net book value								
Balance at 32nd Ashadh 2079 (14 July 2022)	57,873,396	3,210,348	2,808,624	10,327,317	9,677,092	-	5,125,224	89,022,002
Cost								
Balance at 31st Ashadh 2079 (14 July 2022)	57,873,396	4,444,331	8,329,912	32,708,953	30,019,616	-	13,172,844	146,549,052
Additions			47,506,295	566,323	294,391	-	-	48,366,910
Disposals			-	-	291,639		60,932	371,599
Balance at 31st Ashadh 2080 (16 July 2023)	57,873,396	4,444,331	55,836,207	33,275,277	30,022,269	-	13,091,892	194,543,372
Accumulated depreciation and impairment								
Balance at 32nd Ashadh 2079 (14 July 2022)	-	226,359	5,521,288	22,381,639	21,350,148	-	8,047,620	57,527,050
Additions		210,938.63	14,607,703	2,819,632	1,966,891		1,008,335	20,612,146
Impairment for the Year								
Disposals			-	-	-		-	-
Balance at 31st Ashadh 2080 (16 July 2023)	-	437,297	20,129,091	25,201,271	23,316,236	-	9,056,474	78,139,145
Net book value								
Balance at 31st Ashadh 2080 (16 July 2023)	57,873,396	4,007,074	35,707,216	8,075,839	6,706,033	-	4,035,418	116,404,377

Right of Use(ROU) Assets recognised under NRS 16

Lease hold properties includes ROU asset of NPR 66,871,656.43 recognised on 1st Shrawan, 2078 using modified retrospective approach under NRS 16. The depreciation expense of NPR 13,381,643.23 has been charged for ROU assets for the year. As on 31st Aash, 2078, leasehold properties includes ROU asset balance of NPR 47,496,013.28.

Note no: 4.12**Intangible Assets**

	Goodwill	Software	Total
Cost			
Balance at 31st Ashadh 2077 (15 July 2020)	-	5,318,600	5,318,600
Additions	-	383,070	383,070
Disposals/Transfer	-	-	-
Balance at 31st Ashadh 2078 (15 July 2021)	-	5,701,670	5,701,670
Accumulated Amortisation and Impairment			
Balance at 31st Ashadh 2077 (15 July 2020)	-	1,501,082.43	1,501,082.43
Additions	-	1,143,166.36	1,143,166.36
Disposals	-	-	-
Impairment for the Year	-	-	-
Balance at 31st Ashadh 2078 (15 July 2021)	-	2,644,249	2,644,249
Net book value			
Balance at 31st Ashadh 2078 (15 July 2021)	-	3,057,421	3,057,421
Cost			
Balance at 31st Ashadh 2078 (15 July 2021)	-	5,701,670	5,701,670
Additions	-	38,250	38,250
Disposals	-	-	-
Balance at 32nd Ashadh 2079 (16 July 2022)	-	5,739,920	5,739,920
Accumulated Amortisation and Impairment			
Balance at 31st Ashadh 2078 (15 July 2021)	-	2,644,249	2,644,249
Additions	-	1,258,803	1,258,803
Disposals	-	-	-
Impairment for the Year	-	-	-
Balance at 32nd Ashadh 2079 (16 July 2022)	-	3,903,052	3,903,052
Net book value			
Balance at 32nd Ashadh 2079 (16 July 2022)	-	1,836,868	1,836,868

Cost

Balance at 32nd Ashadh 2079 (16 July 2022)	-	5,739,920	5,739,920
Additions	-	-	-
Disposals	-	-	-
Balance at 31st Ashadh 2080 (16 July 2023)	-	5,739,920	5,739,920

Accumulated Amortisation and Impairment

Balance at 32nd Ashadh 2079 (16 July 2022)	-	3,903,052	3,903,052
Additions	-	903,973	903,973
Disposals	-	-	-
Impairment for the Year	-	-	-
Balance at 31st Ashadh 2080 (16 July 2023)	-	4,807,025	4,807,025

Net book value

Balance at 31st Ashadh 2080 (16 July 2023)	-	932,895	932,895
---	----------	----------------	----------------



Note no: 4.13

Deferred Tax Asset

Deferred Tax is computed on the Temporary difference between the book values of assets and liabilities and taxbase at the taxrate of 30%

As at 31st Ashadh 2080 (16 July 2023)

Deferred Tax on Temporary Differences

	Deferred Tax Asset Amount	Deferred Tax Amount	Net Deferred Tax Amount
Loans and Advances to BFls			-
Loans and Advances to Customers			-
Investment Properties			-
Investment Securities			-
Property and Equipment	-	0	-
Employees Defined Benefit Plan	4,070,521.94	0	(4,070,521.94)
Lease Liabilities	240,281.89	0	(240,281.89)
Provision for Gratuity	-	0	-
Other Temporary Differences	-		-
Total Deferred Tax on Temporary Differences	4,310,803.83	-	(4,310,803.83)
Deferred Tax on Unused Tax Losses			-
Deferred Tax Due to Changes in Tax Rate			-
Net Deferred Tax (Asset)/Liability for the Year	4,310,803.83	-	(4,310,803.83)
Opening Deferred Tax (Asset)/Liability	12,036,809.80	19,644,573.48	7,607,763.68
Origination/(Reversal During the year)	(7,726,005.97)	(19,644,573.48)	(11,918,567.51)
Deferred Tax (Income)/Expense Recognized in Statement of Profit and Loss			(10,509,511.61)
Deferred Tax (Income)/Expense Recognized in Statement of Other Comprehensive Income			- (1,409,055.90)
Deferred Tax (Income)/Expense Recognized in Equity			-

As at 32nd Ashadh 2079 (16 July 2022)

Deferred Tax on Temporary Differences

	Deferred Tax Asset Amount	Deferred Tax Liability Amount	Net Deferred Tax (Asset) Amount
Loans and Advances to BFls			-
Loans and Advances to Customers		19,644,573.48	19,644,573.48
Investment Properties			-
Investment Securities			-
Property and Equipment	-		-
Employees Defined Benefit Plan	3,707,302.64		(3,707,302.64)
Lease Liabilities	-		-
Provision for Gratuity	8,329,507.17		(8,329,507.17)
Other Temporary Differences			-
Total Deferred Tax on Temporary Differences	12,036,809.80	19,644,573.48	7,607,763.68
Deferred Tax on Unused Tax Losses			-
Deferred Tax Due to Changes in Tax Rate			-
Net Deferred Tax (Asset)/Liability for the Year	12,036,809.80	19,644,573.48	7,607,763.68
Opening Deferred Tax (Asset)/Liability	2,907,763.49	17,807,746.09	14,899,982.60
Origination/(Reversal During the year)	9,129,046.32	1,836,827.39	(7,292,218.93)
Deferred Tax (Income)/Expense Recognized in Statement of Profit and Loss			(6,339,267.43)
Deferred Tax (Income)/Expense Recognized in Statement of Other Comprehensive Income			(952,951.50)
Deferred Tax (Income)/Expense Recognized in Equity			-

As at 31st Ashadh 2078 (15 July 2021)

	Deferred Tax Asset Amount	Deferred Tax Liability Amount	Net Deferred Tax (Asset) Amount
Deferred Tax on Temporary Differences			
Loans and Advances to BFLs			-
Loans and Advances to Customers		17,807,746.09	17,807,746.09
Investment Properties			-
Investment Securities			-
Property and Equipment			-
Employees Defined Benefit Plan	2,907,763.49	-	(2,907,763.49)
Lease Liabilities			-
Provision for Gratuity	-	-	-
Other Temporary Differences			-
Total Deferred Tax on Temporary Differences	2,907,763.49	17,807,746.09	14,899,982.60
Deferred Tax on Unused Tax Losses			-
Deferred Tax Due to Changes in Tax Rate			-
Net Deferred Tax (Asset)/Liability for the Year	2,907,763.49	17,807,746.09	14,899,982.60
Opening Deferred Tax (Asset)/Liability	-	-	-
Origination/(Reversal) During the year	2,907,763.49	17,807,746.09	14,899,982.60
Deferred Tax (Income)/Expense Recognized in Statement of Profit and Loss			14,409,828.20
Deferred Tax (Income)/Expense Recognized in Statement of Other Comprehensive Income			490,154.40
Deferred Tax (Income)/Expense Recognized in Equity			

Note no: 4.14**Other Assets**

Other Assets include accounts receivable, prepayments, stock of stationery, staff advances, client protection fund, inter-branch balances, etc.

Particulars	As at 31st Ashadh 2080 (16 July 2023)	As at 32nd Ashadh 2079 (16 July 2022)	As at 31st Ashadh 2078 (15 July 2021)
	Amount	Amount	Amount
Accounts Receivable	13,408,309.56	4,116,390.07	6,921,243.11
Staff Advances	60,192,945.51	83,533,388.98	77,768,068.34
Prepayments	461,255.43	1,339,949.54	1,878,288.21
Expenses not Written off	-	-	-
Inventory of Office Consumables	-	-	1,966,675.00
Inventory of Stationery	1,914,815.67	3,019,689.56	1,501,258.37
Other Assets	-	-	-
Total	77,977,326.17	92,009,418.15	90,035,533.03

Note no: 4.15**Due to Banks and Financial Institutions**

The Financial Institution does not have any dues to banks and financial institutions.

Particulars	As at 31st Ashadh 2080 (16 July 2023)	As at 32nd Ashadh 2079 (16 July 2022)	As at 31st Ashadh 2078 (15 July 2021)
	Amount	Amount	Amount
Borrowings from Banks and Financial Institutions	-	-	-
Settlement and Other Clearings	-	-	-
Other Payables to Banks and Financial Institutions	-	-	-
Total	-	-	-

Note no: 4.16**Due to Nepal Rastra Bank**

The Financial Institution does not have any dues to Nepal Rastra Bank

Particulars	As at 31st Ashadh 2080 (16 July 2023)	As at 32nd Ashadh 2079 (16 July 2022)	As at 31st Ashadh 2078 (15 July 2021)
	Amount	Amount	Amount
Refinance from NRB	-	-	-
Standing Liquidity Facility	-	-	-
Lender of Last Resort Facility from NRB	-	-	-
Securities Sold under Repurchase Agreements	-	-	-
Other Payables to NRB	-	-	-
Total	-	-	-

Note no: 4.17**Derivative Financial Instruments**

The Financial Institution does not have any derivative Financial Instruments

Particulars	As at 31st Ashadh 2080 (16 July 2023)	As at 32nd Ashadh 2079 (16 July 2022)	As at 31st Ashadh 2078 (15 July 2021)
	Amount	Amount	Amount
Held For Trading	-	-	-
Interest rate swap	-	-	-
Currency swap	-	-	-
Forward exchange contract	-	-	-
Others	-	-	-
Held for Risk Management	-	-	-
Interest rate swap	-	-	-
Currency swap	-	-	-
Forward exchange contract	-	-	-
Others	-	-	-
Total	-	-	-

Note no: 4.18**Deposits from Customers**

The Financial Institution does not hold any institutional deposits, individual deposits have been presented below:

Particulars	As at 31st Ashadh 2080 (16 July 2023)	As at 32nd Ashadh 2079 (16 July 2022)	As at 31st Ashadh 2078 (15 July 2021)
	Amount	Amount	Amount
Institutional Customers			
Term Deposits	-	-	-
Call Deposits	-	-	-
Other Deposits	-	-	-
Individual Customers			
Term Deposits	-	-	-
Saving Deposits	1,347,385,856.66	1,387,237,703.27	1,130,214,673.20
Other Deposits	-	-	-
Total	1,347,385,857	1,387,237,703	1,130,214,673

Note no: 4.19**Borrowings**

Borrowings from domestic and foreign banks and financial institutions is presented below:

Particulars	As at 31st Ashadh 2080 (16 July 2023)	As at 32nd Ashadh 2079 (16 July 2022)	As at 31st Ashadh 2078 (15 July 2021)
	Amount	Amount	Amount
Domestic Borrowings			
Borrowings from Government of Nepal	-	240,000,000.00	300,000,000.00
Borrowings from Domestic Licensed Institutions	4,386,528,823.87	4,593,070,252.69	4,329,196,512.56
Other National Borrowings	-	-	-
Sub-Total	4,386,528,823.87	4,833,070,252.69	4,629,196,512.56
Foreign Borrowings			
Borrowings from Foreign Financial Institutions	-	-	-
Borrowings from Multilateral Development Banks	-	-	-
Borrowings from Other Institutions	-	-	-
Sub-Total	-	-	-
Total	4,386,528,824	4,833,070,253	4,629,196,513

Note no: 4.20**Provisions**

Provision for Expenses have been presented below:

Particulars	As at 31st Ashadh 2080 (16 July 2023)	As at 32nd Ashadh 2079 (16 July 2022)	As at 31st Ashadh 2078 (15 July 2021)
	Amount	Amount	Amount
Provisions for redundancy	-	-	-
Provision for restructuring	-	-	-
Pending legal issues and tax litigations	-	-	-
Onerous Contracts	-	-	-
Other Provisions	-	-	-
Total	-	-	-

Note no: 4.21**Other Liabilities**

Other Liabilities of the Organisation have been presented below

Particulars	As at 31st Ashadh 2080 (16 July 2023)	As at 32nd Ashadh 2079 (16 July 2022)	As at 31st Ashadh 2078 (15 July 2021)
	Amount	Amount	Amount
Liability for employees defined benefit obligations:			
Annual Leave	8,524,107.00	7,678,359.00	5,855,588.00
Sick leave	5,378,246.00	4,807,040.00	3,927,815.00
Short Term Employee Benefits	5,084,357.67	1,205,015.87	1,251,192.58
Contingency Payable	22,128,498.94	27,765,023.88	6,534,025.29
Bills Payable	657,754.11	-	-
Accounts Payable	3,175,752.95	8,567,899.32	5,171,692.41
LLP Income for Restructured Loan	15,784,223.99	-	-
Interest Payable on Borrowings	4,441,067.80	4,043,426.04	2,292,153.68
Unpaid Dividend	-	-	-
Employee Bonus Payable	332,489.00	894,189.00	22,965,380.00
Amount Refundable to Members	11,140,384.00	51,075,164.00	-
Statutory Liabilities	1,550,485.82	2,242,724.95	1,539,540.97
Deposit and Credit Protection Fund	64,182,364.73	52,852,031.73	30,786,113.73
Other Liabilities	-	-	-
Liabilities Under Finance Lease	34,586,857.11	-	-
COVID 19 Customer Protection Fund	100,862.00	100,862.00	100,862.00
Member Protection Fund	9,939.81	840.00	3,560,216.00
Credit Protection Fund	6,584,640.67	48.01	1,775,642.81
Covid 19 Employee Contribution Fund	-	-	30,435.65
Total	183,662,032	161,232,624	85,791,658

Note no: 4.21.1**Annual Leave**

Particulars	As at 31st Ashadh 2080 (16 July 2023)	As at 32nd Ashadh 2079 (16 July 2022)	As at 31st Ashadh 2078 (15 July 2021)
	Amount	Amount	Amount
Defined Benefit Obligation (DBO) at beginning of year	7,678,359.00	5,855,588.00	5,484,740.00
Current Service Cost	0	1,108,416.00	1,074,460.00
Past Service Cost	-	-	-
(Gain) / Loss on settlements	-	-	-
Interest Expense	576,758.00	352,196.00	358,154.00
Benefit Payments from Plan Assets	-	-	-
Benefit Payments from Employer	(2,423,627.00)	(1,458,030.00)	-
Settlement Payments from Plan Assets	-	-	-
Settlement Payments from Employer	-	-	-
Other (Employee Contribution, Taxes, Expenses)	-	-	-
Increase / (Decrease) due to effect of any business combination / divestiture / transfer	-	-	-
Increase / (Decrease) due to Plan combination	-	-	-
Remeasurements - Due to Demographic Assumptions	3,048,202.00	-	-
Remeasurements - Due to Financial Assumptions	(3,336,787.00)	(962,181.00)	(303,653.00)
Remeasurements - Due to Experience Adjustments	2,981,202.00	2,782,371.00	(758,112.00)
Defined Benefit Obligation (DBO) at end of year	8,524,107.00	7,678,359.00	5,855,588.00
Discount Rate	8.50%	7.70%	6.87%
Salary Escalation Rate	0.27%	3.33%	3.33%

2. Change in Fair Value of Plan Assets

Particulars	As at 31st Ashadh 2080 (16 July 2023)	As at 32nd Ashadh 2079 (16 July 2022)	As at 31st Ashadh 2078 (15 July 2021)
	Amount	Amount	Amount
Fair Value of Plan Assets at beginning of year	-	-	-
Interest Income	-	-	-
Employer Contributions	-	-	-
Employer Direct Benefit Payments	2,423,627.00	1,458,030.00	-
Employer Direct Settlement Payments	-	-	-
Benefit Payments from Plan Assets	-	-	-
Benefit Payments from Employer	(2,423,627.00)	(1,458,030.00)	-
Settlement Payments from Plan Assets	-	-	-
Settlement Payments from Employer	-	-	-
Other (Employee Contribution, Taxes, Expenses)	-	-	-
Increase / (Decrease) due to effect of any business combination / divestiture / transfer)	-	-	-
Increase / (Decrease) due to Plan combination	-	-	-
Remeasurements - Return on Assets (Excluding Interest Income)	-	-	-
Fair Value of Plan Assets at end of year	-	-	-
	<i>Weighted Average Asset Allocations at the year end</i>		
Equities	0%	0%	0%
Bonds	0%	0%	0%
Gifts	0%	0%	0%
Insurance Policies	0%	0%	0%
Total	0%	0%	0%

3. Change in Reimbursement Rights

Particulars	As at 31st Ashadh 2080 (16 July 2023)	As at 32nd Ashadh 2079 (16 July 2022)	As at 31st Ashadh 2078 (15 July 2021)
	Amount	Amount	Amount
Reimbursement Rights at beginning of year	-	-	-
Reimbursement Service Cost	-	-	-
Gain/ (loss) on Settlements	-	-	-
Interest Income	-	-	-
Employer Contributions to Reimbursement Rights	-	-	-
Reimbursements to Employer	-	-	-
Increase / (Decrease) due to effect of any business combination / divestiture / transfer)	-	-	-
Increase / (Decrease) due to Plan combination	-	-	-
Benefits paid by the Company in Prior Year and settled by Fund Manager in current year	-	-	-
Net Transfer In / (Out) (Including the effect of any business combination / divestiture)	-	-	-
Remeasurements - Return on Reimbursement Rights (Excluding Interest Income)	-	-	-
Reimbursement Rights at end of year	-	-	-

4. Change in Asset Ceiling/ Onerous Liability

Particulars	As at 31st Ashadh 2080 (16 July 2023)	As at 32nd Ashadh 2079 (16 July 2022)	As at 31st Ashadh 2078 (15 July 2021)
	Amount	Amount	Amount
Asset Ceiling / Onerous Liability at beginning of year	-	-	-
Interest Income	-	-	-
Gain / (Loss) on Settlements	-	-	-
Remeasurement - Due to Asset Ceiling / Onerous Liability (Excluding Interest Income)	-	-	-
Asset Ceiling / Onerous Liability at end of year	-	-	-

5. Components of Defined Benefit Cost

Particulars	As at 31st Ashadh 2080 (16 July 2023)	As at 32nd Ashadh 2079 (16 July 2022)	As at 31st Ashadh 2078 (15 July 2021)
	Amount	Amount	Amount
Current Service Cost	-	1,108,416.00	1,074,460.00
Past Service Cost	-	-	-
(Gain) / Loss on Settlements	-	-	-
Reimbursement Service Cost	-	-	-
Total Service Cost	-	1,108,416.00	1,074,461.00
Interest Expense on DBO	576,758.00	352,196.00	358,154.00
Interest (Income) on Plan Assets	-	-	-
Interest (Income) on Reimbursement Rights	-	-	-
Interest Expense on (Asset Ceiling) / Onerous Liability	-	-	-
Total Net Interest Cost	576,758.00	352,196.00	358,154.00
Reimbursement of Other Long Term Benefits	-	-	-
Defined Benefit Cost included in P & L	576,758.00	1,460,611.00	1,432,614.00
Remeasurements - Due to Demographic Assumptions	3,048,202.00	-	-
Remeasurements - Due to Financial Assumptions	(3,536,787.00)	(962,181.00)	(303,653.00)
Remeasurements - Due to Experience Adjustments	2,981,202.00	2,782,371.00	(758,112.00)
(Return) on Plan Assets (Excluding Interest Income)	-	-	-
(Return) on Reimbursement Rights	-	-	-
Changes in Asset Ceiling / Onerous Liability	-	-	-
Total Remeasurements in OCI	-	1,820,190.00	(1,061,765.00)
Total Defined Benefit Cost recognized in P&L and OCI	3,269,375.00	3,280,801.00	370,848.00
Discount Rate	8.50%	7.70%	6.87%
Salary Escalation Rate	0.27%	3.33%	3.33%

5.1. Reconciliation of P&L Expenses

Particulars	As at 31st Ashadh 2080 (16 July 2023)	As at 32nd Ashadh 2079 (16 July 2022)	As at 31st Ashadh 2078 (15 July 2021)
	Amount	Amount	Amount
Defined Benefit Obligation at the end of the year	8,524,107.00	7,678,359.00	5,855,588.00
Defined Benefit Obligation at the beginning of the year	(7,678,359.00)	(5,855,588.00)	(5,484,740.00)
Benefits Paid	2,423,627.00	1,458,030.00	-
Actual Return on Plan Assets	-	-	-
Expenses deducted by the Insurer	-	-	-
Expenses Recognized in P & L Account	3,269,375.00	3,280,801.00	370,848.00

6. Amounts Recognized in Statement of Financial Position

Particulars	As at 31st Ashadh 2080 (16 July 2023)	As at 32nd Ashadh 2079 (16 July 2022)	As at 31st Ashadh 2078 (15 July 2021)
	Amount	Amount	Amount
Defined Benefit Obligation	8,524,107.00	7,678,359.00	5,855,588.00
Fair Value of Plan Assets	-	-	-
Funded Status	8,524,107.00	7,678,359.00	5,855,588.00
Effect of Asset Ceiling / Onerous Liability	-	-	-
Net Defined Benefit Liability / (Asset)	8,524,107.00	7,678,359.00	5,855,588.00

7. Net Defined Benefit Liability/ (Asset) Reconciliation

Particulars	As at 31st Ashadh 2080 (16 July 2023)	As at 32nd Ashadh 2079 (16 July 2022)	As at 31st Ashadh 2078 (15 July 2021)
	Amount	Amount	Amount
Net Defined Benefit Liability / (Asset) at beginning of year	7,678,359.00	5,855,588.00	5,484,740.00
Defined Benefit Cost included in P & L	3,269,375.00	1,460,611.00	1,432,614.00
Total Remeasurements included in OCI	0	1,820,190.00	(1,061,765.00)
Net Transfer In / (Out) (Including the effect of any business combination / divestiture)	-	-	-
Amount recognized due to Plan Combinations	-	-	-
Employer Contributions	-	-	-

Employer Direct Benefit Payments	(2,423,627.00)	(1,458,030.00)	-
Employer Direct Settlement Payments	-	-	-
Credit to Reimbursements	-	-	-
Net Defined Benefit Liability / (Asset) at end of year	8,524,107.00	7,678,359.00	5,855,588.00



R. Current and Non-Current Liability and Asset

Particulars	As at 31st Ashadh 2080 (16 July 2023)	As at 32nd Ashadh 2079 (16 July 2022)	As at 31st Ashadh 2078 (15 July 2021)
	Amount	Amount	Amount
Non-Current Assets	-	-	-
Current Liabilities	-	236,521.00	168,903.00
Non-Current Liabilities	-	4,570,518.00	3,758,911.00

Particulars	As at 31st Ashadh 2080 (16 July 2023)	As at 32nd Ashadh 2079 (16 July 2022)	As at 31st Ashadh 2078 (15 July 2021)
	Amount	Amount	Amount
(Gain)/ Loss on Plan Liabilities	-	1,952,645.00	(368,537.00)
% of Opening Plan Liabilities	-	49.71%	-10.02%
Gain / (Loss) on Plan Assets	-	0	0
% of Opening Plan Assets	NA	NA	NA

Particulars	As at 31st Ashadh 2080 (16 July 2023)	As at 32nd Ashadh 2079 (16 July 2022)	As at 31st Ashadh 2078 (15 July 2021)
	Amount	Amount	Amount
Discount Rate	8.50%	6.87%	6.87%
Salary Escalation - First 5 Years	0.27%	3.33%	3.33%
Salary Escalation - After 5 Years	0.27%	3.33%	3.33%
Expected Rate of Return on Plan Assets	NA	NA	NA
Mortality Table	NALM Table 2009		NALM Table 2009
Disability Rate	No explicit loading		No explicit loading
Withdrawal Rate	5.00%	1.89%	1.89%
Retirement Age	58	58	58
Average Future Service	14.25	28.37	27.81

Note 4.21.2

Sick Leave

1. Change in Defined Benefit Obligation

Particulars	As at 31st Ashadh 2080 (16 July 2023)	As at 32nd Ashadh 2079 (16 July 2022)	As at 31st Ashadh 2078 (15 July 2021)
	Amount	Amount	Amount
Defined Benefit Obligation (DBO) at beginning of year	4,807,040.00	3,927,815.00	3,677,422.00
Current Service Cost	-	623,301.00	637,620.00
Past Service Cost	-	-	-
(Gain) / Loss on settlements	-	-	-
Interest Expense	361,036.00	224,336.00	238,388.00
Benefit Payments from Plan Assets	-	-	-
Benefit Payments from Employer	(1,794,066.00)	(1,324,728.00)	(53,532.00)
Settlement Payments from Plan Assets	-	-	-
Settlement Payments from Employer	-	-	-
Other (Employee Contribution, Taxes, Expenses)	-	-	-
Increase / (Decrease) due to effect of any business combination / divestiture / transfer	-	-	-
Increase / (Decrease) due to Plan combination	-	-	-
Remeasurements - Due to Demographic Assumptions	1,921,147.00	-	-
Remeasurements - Due to Financial Assumptions	(2,083,376.00)	(596,330.00)	(203,546.00)
Remeasurements - Due to Experience Adjustments	2,166,465.00	1,952,645.00	(368,537.00)
Defined Benefit Obligation (DBO) at end of year	5,378,246.00	4,807,040.00	3,927,815.00
Discount Rate	8.50%	7.70%	6.87%
Salary Escalation Rate	0.27%	3.33%	3.33%

2. Change in Fair Value of Plan Assets

Particulars	As at 31st Ashadh 2080 (16 July 2023)	As at 32nd Ashadh 2079 (16 July 2022)	As at 31st Ashadh 2078 (15 July 2021)
	Amount	Amount	Amount
Fair Value of Plan Assets at beginning of year	-	-	-
Interest Income	-	-	-
Employer Contributions	-	-	-
Employer Direct Benefit Payments	1,794,066.00	1,324,728.00	53,532.00
Employer Direct Settlement Payments	-	-	-
Benefit Payments from Plan Assets	-	-	-
Benefit Payments from Employer	(1,794,066.00)	(1,324,728.00)	(53,532.00)
Settlement Payments from Plan Assets	-	-	-
Settlement Payments from Employer	-	-	-
Other (Employee Contribution, Taxes, Expenses)	-	-	-
Increase / (Decrease) due to effect of any business combination / divestiture / transfer)	-	-	-
Increase / (Decrease) due to Plan combination	-	-	-
Remeasurements - Return on Assets (Excluding Interest Income)	-	-	-
Fair Value of Plan Assets at end of year	-	-	-
<i>Weighted Average Asset Allocations at the year end</i>			
Equities	0%	0%	0%
Bonds	0%	0%	0%
Gifts	0%	0%	0%
Insurance Policies	0%	0%	0%
Total	0%	0%	0%

3. Changes in Reimbursement Rights

Particulars	As at 31st Ashadh 2080 (16 July 2023)	As at 32nd Ashadh 2079 (16 July 2022)	As at 31st Ashadh 2078 (15 July 2021)
	Amount	Amount	Amount
Reimbursement Rights at beginning of year	-	-	-
Reimbursement Service Cost	-	-	-
Gain/ (loss) on Settlements	-	-	-
Interest Income	-	-	-
Employer Contributions to Reimbursement Rights	-	-	-
Reimbursements to Employer	-	-	-
Increase / (Decrease) due to effect of any business combination / divestiture / transfer)	-	-	-
Increase / (Decrease) due to Plan combination	-	-	-
Benefits paid by the Company in Prior Year and settled by Fund Manager in current year	-	-	-
Net Transfer In / (Out) (Including the effect of any business combination / divestiture)	-	-	-
Remeasurements - Return on Reimbursement Rights (Excluding Interest Income)	-	-	-
Reimbursement Rights at end of year	-	-	-

4. Change in Asset Ceiling / Onerous Liability

Particulars	As at 31st Ashadh 2080 (16 July 2023)	As at 32nd Ashadh 2079 (16 July 2022)	As at 31st Ashadh 2078 (15 July 2021)
	Amount	Amount	Amount
Asset Ceiling / Onerous Liability at beginning of year	-	-	-
Interest Income	-	-	-
Gain / (Loss) on Settlements	-	-	-
Remeasurement - Due to Asset Ceiling / Onerous Liability (Excluding Interest Income)	-	-	-
Asset Ceiling / Onerous Liability at end of year	-	-	-

5. Components of Defined Benefit Cost

Particulars	As at 31st Ashadh 2080 (16 July 2023)	As at 32nd Ashadh 2079 (16 July 2022)	As at 31st Ashadh 2078 (15 July 2021)
	Amount	Amount	Amount
Current Service Cost	-	623,301.00	637,620.00
Past Service Cost	-	-	-
(Gain) / Loss on Settlements	-	-	-
Reimbursement Service Cost	-	-	-
Total Service Cost		623,301.00	637,620.00
Interest Expense on DBO	361,036	224,336.00	238,388.00
Interest (Income) on Plan Assets	-	-	-
Interest (Income) on Reimbursement Rights	-	-	-
Interest Expense on (Asset Ceiling) / Onerous Liability	-	-	-
Total Net Interest Cost	361,036.00	224,336.00	238,388.00
Reimbursement of Other Long Term Benefits	-	-	-
Defined Benefit Cost included in P & L	361,036.00	847,638.00	876,008.00
Remeasurements - Due to Demographic Assumptions	1,921,147.00	-	-
Remeasurements - Due to Financial Assumptions	(2,083,376.00)	(596,330.00)	(203,546.00)
Remeasurements - Due to Experience Adjustments	2,166,465.00	1,952,645.00	(368,537.00)
(Return) on Plan Assets (Excluding Interest Income)	-	-	-
(Return) on Reimbursement Rights	-	-	-
Changes in Asset Ceiling / Onerous Liability	-	-	-
Total Remeasurements in OCI	2,004,236.00	1,356,315.00	(572,083.00)
Total Defined Benefit Cost recognized in P&L and OCI	361,036.00	2,203,953.00	303,925.00
Discount Rate	8.50%	7.70%	6.87%
Salary Escalation Rate	0.27%	3.33%	3.33%

5.1. Reconciliation of P & L Expenses

Particulars	As at 31st Ashadh 2080 (16 July 2023)	As at 32nd Ashadh 2079 (16 July 2022)	As at 31st Ashadh 2078 (15 July 2021)
	Amount	Amount	Amount
Defined Benefit Obligation at the end of the year	5,378,246.00	4,807,040.00	3,927,815.00
Defined Benefit Obligation at the beginning of the year	(4,807,040.00)	(3,927,815.00)	(3,677,422.00)
Benefits Paid	1,794,066.00	1,324,728.00	53,532.00
Actual Return on Plan Assets	-	-	-
Expenses deducted by the Insurer	-	-	-
Expenses Recognized in P & L Account	2,365,272.00	2,203,953.00	303,925.00

6. Amounts recognized in the Statement of Financial Position

Particulars	As at 31st Ashadh 2080 (16 July 2023)	As at 32nd Ashadh 2079 (16 July 2022)	As at 31st Ashadh 2078 (15 July 2021)
	Amount	Amount	Amount
Defined Benefit Obligation	5,378,246.00	4,807,040.00	3,927,815.00
Fair Value of Plan Assets	-	-	-
Funded Status	5,378,246.00	4,807,040.00	3,927,815.00
Effect of Asset Ceiling / Onerous Liability	-	-	-
Net Defined Benefit Liability / (Asset)	5,378,246.00	4,807,040.00	3,927,815.00

7. Net Defined Benefit Liability / (Asset) reconciliation

Particulars	As at 31st Ashadh 2080 (16 July 2023)	As at 32nd Ashadh 2079 (16 July 2022)	As at 31st Ashadh 2078 (15 July 2021)
	Amount	Amount	Amount
Net Defined Benefit Liability / (Asset) at beginning of year	4,807,040.00	3,927,815.00	3,677,422.00
Defined Benefit Cost included in P & L	361,036.00	847,638.00	876,008.00
Total Remeasurements included in OCI	2,004,236.00	1,356,315.00	(572,083.00)
Net Transfer In / (Out) (Including the effect of any business combination / divestiture)	-	-	-
Amount recognized due to Plan Combinations	-	-	-
Employer Contributions	-	-	-
Employer Direct Benefit Payments	(1,794,066.00)	(1,324,728.00)	(53,532.00)
Employer Direct Settlement Payments	-	-	-
Credit to Reimbursements	-	-	-
Net Defined Benefit Liability / (Asset) at end of year	5,378,246.00	4,807,040.00	3,927,815.00

8. Current and Non-Current Liability and Asset

Particulars	As at 31st Ashadh 2080 (16 July 2023)	As at 32nd Ashadh 2079 (16 July 2022)	As at 31st Ashadh 2078 (15 July 2021)
	Amount	Amount	Amount
Non-Current Assets	-	-	-
Current Liabilities	-	236,521.00	168,903.00
Non-Current Liabilities	-	4,570,518.00	3,758,911.00

9. Experience Adjustments on Present Value of DBO and Plan Assets

Particulars	As at 31st Ashadh 2080 (16 July 2023)	As at 32nd Ashadh 2079 (16 July 2022)	As at 31st Ashadh 2078 (15 July 2021)
	Amount	Amount	Amount
(Gain) / Loss on Plan Liabilities	-	1,952,645.00	(368,537.00)
% of Opening Plan Liabilities	-	49.71%	-10.02%
Gain / (Loss) on Plan Assets	-	0	0
% of Opening Plan Assets	NA	NA	NA

10. Summary of Financial & Demographic Assumptions

Particulars	As at 31st Ashadh 2080 (16 July 2023)	As at 32nd Ashadh 2079 (16 July 2022)	As at 31st Ashadh 2078 (15 July 2021)
	Amount	Amount	Amount
Discount Rate	8.50%	6.87%	6.87%
Salary Escalation - First 5 Years	0.27%	3.33%	3.33%
Salary Escalation - After 5 Years	0.27%	3.33%	3.33%
Expected Rate of Return on Plan Assets	NA	NA	NA
Mortality Table	NALM Table 2009		NALM Table 2009
Disability Rate	No explicit loading		No explicit loading
Withdrawal Rate	5.00%	1.89%	1.89%
Retirement Age	58	58	58
Average Future Service	14.25	28.37	27.81

Note no: 4.22**Debt Securities Issued**

Particulars	As at 31st Ashadh 2080	As at 32nd Ashadh	As at 31st Ashadh
	(16 July 2023)	2079 (16 July 2022)	2078 (15 July 2021)
Debt securities issued designated as at fair value through profit or loss	-	-	-
Debt securities issued at amortized cost	-	-	-
Total	-	-	-

Note no: 4.23**Subordinated Liabilities**

Particulars	As at 31st Ashadh 2080	As at 32nd Ashadh	As at 31st Ashadh
	(16 July 2023)	2079 (16 July 2022)	2078 (15 July 2021)
Redeemable preference shares	-	-	-
Irredeemable cumulative preference shares (liabilities component)	-	-	-
Others	-	-	-
Total	-	-	-

Note no: 4.24**Share Capital**

Detail of Equity shares is presented as follows

Particulars	As at 31st Ashadh 2080	As at 32nd Ashadh	As at 31st Ashadh
	(16 July 2023)	2079 (16 July 2022)	2078 (15 July 2021)
Ordinary Shares	504,366,467	4,713,705	3,928,088
Convertible Preference Shares (Equity Component Only)	-	-	-
Irredeemable Preference Shares (Equity Component Only)	-	-	-
Perpetual Debt (Equity Component Only)	-	-	-
Total	504,366,467	4,713,705	3,928,088

Note no: 4.24.1**Ordinary Shares**

Particulars	As at 31st Ashadh 2080	As at 32nd Ashadh	As at 31st Ashadh
	(16 July 2023)	2079 (16 July 2022)	2078 (15 July 2021)
Authorized Capital	1,000,000,000	1,000,000,000	1,000,000,000
Ordinary Shares of Rs. 100 Each			
Issued Capital	671,062,986	522,634,724	522,634,724
Ordinary Shares of Rs. 100 Each			
Paid-Up Capital	504,366,467	471,370,530	392,808,775
Ordinary Shares of Rs. 100 Each			
Total	504,366,467	471,370,530	392,808,775

Note no: 4.24.2**Ordinary Shares Ownership**

Particulars	As at 31st Ashadh 2080 (16 July 2023)		As at 32nd Ashadh 2079 (16 July 2022)	
	Percent	Amount	Percent	Amount
Domestic ownership (Promoter)				
Nepal Government				
A class licensed institutions				
Other licensed institutions				
Other Institutions				
Other	89.14%	449,592,269	89.14%	420,179,691
Domestic ownership (Public)				
Nepal Government				
A class Licensed Institutions				
Other licensed Institutions				
Other Institutions				
Other	10.80%	54,774,198	10.86%	51,190,840
Foreign ownership Promoter				
Foreign Ownership Public				
Total	100.00%	504,366,467	100%	471,370,530

Detail of Shareholders holding more than 0.5%

	As at 31st Ashadh 2080 (16 July 2023)		As at 32nd Ashadh 2079 (16 July 2022)	
	Percent	Amount	Percent	Amount
PRABHU BANK LIMITED	7.00%	35,310,000.00	7%	27,500,000.00
BASUDEV ADHIKARI .	3.12%	15,741,800.00	3%	12,260,040.00
PRIME COMMERCIAL BANK LTD	3.00%	15,112,600.00	3%	11,770,000.00
NITRA PRASAD JOSHI	1.63%	8,213,000.00	2%	6,396,527.00
SUSHILA SHAHI	1.55%	7,826,000.00	2%	5,330,501.00
MIRJENDRA BAHADUR BIST	1.36%	6,844,300.00	1%	5,330,501.00
JAY BAHADUR BIST	1.36%	6,844,300.00	1%	5,000,000.00
BADRI K.C.	1.27%	6,420,000.00	1%	5,000,000.00
OURI RAJ JOSHI	1.27%	6,420,000.00	1%	5,000,000.00
DIPAK PRASAD GHIMIRE	1.15%	5,778,000.00	1%	4,500,000.00
RAJENDRA KUMAR SHARMA	1.02%	5,136,000.00	1%	4,000,000.00
BHABAN BHATTA	0.99%	5,000,000.00	1%	3,771,338.00
KHIMARAJ NEUPANE	0.95%	4,791,000.00	1%	3,700,000.00
NACHONG GURUNG	0.94%	4,750,800.00	1%	3,200,000.00
LOK RAJ SHARMA	0.81%	4,108,800.00	1%	3,100,000.00
SHAMBHU PRASAD GHIMIRE	0.81%	4,080,000.00	1%	2,665,436.00
KRISHNA PRASAD TIMALSANA	0.79%	3,980,400.00	1%	2,665,312.00
LALITA KUMARI SHAHI	0.68%	3,422,200.00	1%	2,665,312.00
PRAHIN PAUDYAL	0.68%	3,422,200.00	1%	2,665,312.00
KRISHNA RAJ JOSHI .	0.64%	3,210,000.00	1%	2,500,000.00
UPENDRA MAHATO SUDE	0.64%	3,210,000.00	1%	2,500,000.00
KUL ACHARYA .	0.64%	3,210,000.00	1%	2,500,000.00
DR. CHETRAJ PANTA .	0.64%	3,210,000.00	1%	2,500,000.00
SHANTARAM BASNET	0.64%	3,210,000.00	1%	2,500,000.00
SAPILA RAJBHANDARI	0.64%	3,210,000.00	1%	2,500,000.00
RAJENDRA KUMAR NEPAL	0.64%	3,210,000.00	1%	2,500,000.00
JIBA NATH LAMICHIANE	0.64%	3,210,000.00	1%	2,500,000.00
SURIYA RIDZHAL	0.64%	3,210,000.00	1%	2,500,000.00
RANJIT KUMAR MAHATO	0.64%	3,210,000.00	1%	2,500,000.00
CHACRAPANI SAPKOTA .	0.58%	2,922,200.00	1%	2,500,000.00
SARITA UPRETY	0.52%	2,632,200.00	1%	2,050,000.00
SHADANANDA GHIMIRE	0.51%	2,568,000.00	1%	2,000,000.00
RAJENDRA ADHIKARI	0.51%	2,568,000.00	1%	2,000,000.00
JAGATPAL SILWAL	0.51%	2,568,000.00	1%	2,000,000.00
UMAKANTA SHARMA	0.51%	2,568,000.00	1%	2,000,000.00
NAVARAJ MAINALI	0.51%	2,568,000.00	1%	2,000,000.00
BOSHAN KUMAR POKKHAREL	0.51%	2,568,000.00	1%	2,000,000.00
PRAMOD UPRETY	0.51%	2,568,000.00	1%	2,000,000.00
SHISHEER KUMAR BHATTA	0.50%	2,500,000.00	0%	2,000,000.00
Total	42%	211,331,800.00	42%	162,030,279.00

Note no: 4.25

Reserves

Following Reserves are maintained by the Financial Institution

Particulars	As at 31st Ashadh 2080	As at 32nd Ashadh	As at 31st Ashadh
	(16 July 2023)	2079 (16 July 2022)	2078 (15 July 2021)
Retained Earning	16,993,488	38,403,896	111,273,528
Other Reserves			
Statutory General Reserve	74,391,203	72,068,773	70,408,854
Capital Reserve	-	-	-
Exchange Equalisation Reserve	-	-	-
Investment Adjustment Reserve	-	-	-
Corporate Social Responsibility Reserve	2,434,948	2,318,826	2,235,829
Client Protection Fund	6,854,163	6,126,605	2,467,987
Capital Redemption Reserve	-	-	-
Regulatory Reserve	31,179,358	46,981,032	43,838,795
Asset Revaluation Reserve	46,247,681	46,247,681	46,247,681
Fair Value Reserve	-	-	-
Dividend Equalisation Reserve	-	-	-
Deferred Tax Asset Reserve	-	-	-
Special Reserve	-	-	-
Institutional Development Fund	-	-	-
Employee Training Fund	3,665,043	1,753,388	-
Total	164,772,395	175,496,305	165,199,126

Statutory General Reserve

General Reserve is maintained as per Regulatory Requirements, i.e. 20% of the net profit after tax to build up the capital until the reserve fund balance is twice the paid up share capital and thereafter minimum 10% of the net profit after tax. This is a restricted reserve and cannot be transferred to other heads without prior approval of Nepal Rastra Bank

Capital Reserve

Capital Reserve Comprises value of Fixed Assets received in Grant net off accumulated depreciation. Such reserve is not available for distribution as dividend.

Exchange Equalization Reserve

Exchange Fluctuation Reserve is the reserve created as per Section 44 of the Banks and Financial Institutions Act 2073 equivalent to 25% of the foreign exchange gain realized on the translation of foreign currency to the reporting currency during the year other than Indian Rupees. Such reserve could not be expensed or transferred to other heads without prior approval of Nepal Rastra Bank other than to set off revaluation loss incurred, if any during the year.

Investment Adjustment Reserve

Investment Adjustment Reserve is to be maintained as per the requirement of Nepal Rastra Bank at the book value of investment in shares not listed in the Stock Exchange within two years from date of acquisition with an exception for investment in Nepal Fertilizer Company Limited

Corporate Social Responsibility Reserve

The fund created for the purpose of corporate social responsibility by allocating profit of 1% has been presented under this account head.

Client Protection Fund

As per Clause 6.14 of Microfinance Directive, 2076 issued by NRB, every microfinance must allocate 1% of its profit to Client Protection Fund.

Regulatory Reserve

Regulatory reserve includes any amount derived as result of NFRS convergence with effect in retained earning computed as per NRB Directive No. 4.

Fair Value Reserve

Fair Value Reserve is maintained against the valuation of investments quoted as available for sale at fair value.

Other Reserves

Other Reserves includes reserves for Employee Training Fund and Institutional Development Fund.

Note no: 4.26

Contingent Liabilities and Commitments

Particulars	As at 31st Ashadh 2080 (16 July 2023)	As at 32nd Ashadh 2079 (16 July 2022)	As at 31st Ashadh 2078 (15 July 2021)
Contingent liabilities	-	-	-
Undrawn and undebursed facilities	-	-	-
Capital commitment	-	-	-
Lease Commitment	-	-	-
Litigation	-	-	-
Others	-	-	-
Total	-	-	-

Note no: 4.27**Interest Income**

Interest Income includes Interest on Loans and Advances to customers and Staffs, investment securities except on those which are measured at fair value through profit and loss account, cash and cash equivalent, placement with bank and financial

Particulars	As at 31st Ashadh 2080 (16 July 2023)	As at 32nd Ashadh 2079 (16 July 2022)	As at 31st Ashadh 2078 (15 July 2021)
	Amount	Amount	Amount
Interest on Cash and Cash Equivalents	2,210,480.18	7,853,353.79	3,350,568.07
Interest on Placement with Banks and Financial Institutions	-	-	-
Interest on Loans and Advances to Customers	945,014,422.82	927,100,522.59	787,250,033.18
Interest on Loans and Advances to Staff	7,665,940.51	8,029,634.69	3,958,155.20
Interest on Investment Securities	-	-	-
Other Interest Income	-	-	-
Total	954,890,844	942,983,511	794,558,756

Note no: 4.28**Interest Expense**

Interest Expenses includes interest on borrowing and interest on deposits from customers.

Particulars	As at 31st Ashadh 2080 (16 July 2023)	As at 32nd Ashadh 2079 (16 July 2022)	As at 31st Ashadh 2078 (15 July 2021)
	Amount	Amount	Amount
Interest Expense on Customer Deposits	91,143,693.00	74,936,569.15	62,464,798.85
Interest on Borrowings from Banks and Financial Institutions	606,860,471.44	488,919,405.69	263,699,878.09
Interest on Borrowings from Nepal Rastra Bank	6,043,656.86	9,797,260.27	2,294,850.68
Interest on Borrower Protection Fund	383,914.91	293,326.64	170,905.00
Interest on Finance Lease	4,222,874.63	-	-
Other Interest Expenses	-	-	-
Total	708,654,611	573,946,562	328,630,433

Note no: 4.29**Fees and Commission Income**

Service Fees on loans is recognised as income upfront, when the service is provided, and not spread over the tenure of the loan

Particulars	As at 31st Ashadh 2080 (16 July 2023)	As at 32nd Ashadh 2079 (16 July 2022)	As at 31st Ashadh 2078 (15 July 2021)
	Amount	Amount	Amount
Loan Administration Fee	-	-	-
Service Fee	62,249,351.00	50,849,301.90	99,263,570.00
Commitment Fees	-	-	-
Prepayment and Swap Fee	-	-	-
Rebate Income	-	-	-
Other Fees and Commission Income	2,488,282.87	442,496.55	2,936,933.07
Total	64,737,634	51,291,798	102,200,503

Note no: 4.30

Fees and Commission Expense

Particulars	As at 31st Ashadh 2080	As at 32nd Ashadh	As at 31st Ashadh
	(16 July 2023)	2079 (16 July	2078 (15 July 2021)
	Amount	2022)	Amount
Brokerage	-	-	-
ATM Management Fees	-	-	-
DD/TT Swift Fees	-	-	-
Remittance Fee and Commission	-	-	-
Other Fees and Commission Expense	-	-	-
Total	-	-	-

Note no: 4.31

Net Trading Income

Particulars	As at 31st Ashadh 2080	As at 32nd Ashadh	As at 31st Ashadh
	(16 July 2023)	2079 (16 July	2078 (15 July 2021)
	Amount	2022)	Amount
Changes in Fair Value of Trading Assets	-	-	-
Gain/Loss on Disposal of Trading Assets	-	-	-
Interest Income on Trading Assets	-	-	-
Dividend Income on Trading Assets	-	-	-
Total	-	-	-

Note no: 4.32

Other Operating Income

Particulars	As at 31st Ashadh 2080	As at 32nd Ashadh	As at 31st Ashadh
	(16 July 2023)	2079 (16 July	2078 (15 July 2021)
	Amount	2022)	Amount
Foreign Exchange Revaluation Gain	-	-	-
Fair Value Gain/Loss on Investment Property	-	-	-
Gain/Loss on Sale of Investment Property	-	-	-
Gain/Loss on Sale of Property, Plant and Equipment	-	-	-
Dividend Income on Equity Instruments	-	-	-
Other Operating Income	-	-	-
Total	-	-	-

Note no: 4.33**Impairment Charged/(Reversal) for Loan and Other Losses**

Loans and Advances are impaired on the basis of NRB Directive. Accrued Interest Receivable on Loan and Advances have been considered under Loan and Advances at Amortised Cost

Particulars	As at 31st Ashadh 2080 (16 July 2023)	As at 32nd Ashadh 2079 (16 July 2022)	As at 31st Ashadh 2078 (15 July 2021)
	Amount	Amount	Amount
Impairment Charged/(Reversal) for Loans to BFS	-	-	-
Impairment Charged/(Reversal) for Loans and Advances to C	28,935,400.60	122,066,984.88	40,715,228.85
Impairment Charged/(Reversal) for Financial Investment	-	-	-
Impairment Charged/(Reversal) for Non Banking Assets	-	-	-
Impairment Charged/(Reversal) for Placement with Banks and Financial Institutions	-	-	-
Impairment Charged/(Reversal) for Property, Plant and Equipr	-	-	-
Impairment Charged/(Reversal) for Goodwill and Intangible A	-	-	-
Impairment Charged/(Reversal) for Other Assets	-	-	-
Impairment Charged/(Reversal) for Investment Properties	-	-	-
Total	28,935,401	122,066,985	40,715,229

Note no: 4.34**Personnel Expenses**

Employee Related Expenses are presented in this schedule.

Particulars	As at 31st Ashadh 2080 (16 July 2023)	As at 32nd Ashadh 2079 (16 July 2022)	As at 31st Ashadh 2078 (15 July 2021)
	Amount	Amount	Amount
Salary	87,924,496.00	79,806,623.27	79,936,414.52
Allowance	94,780,445.00	82,450,409.34	76,126,355.55
Gratuity Expense	10,884,220.00	31,270,719.92	8,902,944.47
Provident Fund	12,529,546.00	11,979,545.00	8,887,326.23
Uniform	-	-	-
Training Expenses	2,956,056.00	2,928,495.00	1,510,195.25
Leave Expenses	3,180,137.00	4,509,589.67	9,964,403.48
Medical	-	-	470,000.00
Insurance	-	-	-
Other Expenses Related to Staff	1,932,170.00	5,681,583.33	3,247,926.00
Provision for Employee Bonus	332,489.00	894,189.00	20,960,903.00
Total	214,519,559	219,521,155	210,006,469

Note no: 4.35

Other Operating Expense

Particulars	As at 31st Ashadh 2080 (16 July 2023)	As at 32nd Ashadh 2079 (16 July 2022)	As at 31st Ashadh 2078 (15 July 2021)
	Amount	Amount	Amount
Rent	-	17,360,809.60	16,268,688.58
Water and Electricity	1,162,513.74	1,137,799.59	1,039,003.11
Repair and Maintenance-Building	-	-	27,175.00
Repair and Maintenance-Vehicle	1,260,328.00	980,319.00	596,179.57
Repair and Maintenance-Others	834,043.00	787,941.00	748,072.68
Insurance Expense	364,526.79	675,709.83	537,542.50
Postage, Telephone and Communication Expense	2,890,648.55	3,128,888.20	3,318,633.41
Office Equipment and Maintenance	477,591.62	615,436.69	718,615.82
Travel Allowance and Expense	9,410,928.00	6,972,801.00	6,067,754.00
Printing and Stationery	4,238,586.45	3,475,734.50	3,328,712.22
Books and Periodicals	-	3,400.00	6,600.00
Advertisement and Business Promotion	177,570.00	281,450.30	159,139.00
Legal and Consultancy Service	209,620.00	56,270.00	126,702.00
Charity and Donation	-	-	-
Board Meeting Allowance	842,000.00	932,000.00	423,000.00
Board Meeting Expense	140,743.50	412,056.00	720,952.00
Annual General Meeting Expenses	287,199.00	689,818.54	1,021,174.50
External Audit Fee	452,000.00	649,750.00	163,850.00
Internal Audit Fee	-	-	-
Audit Expenses	380,603.50	557,701.54	393,469.00
Commission on Fund Transfer	2,380.00	4,890.00	45,752.60
Preliminary Expenses Written Off	-	-	634,741.01
Share Issue Expenses	844,866.88	55,000.00	1,429,343.00
Technical Service Fees	4,512,558.06	3,635,811.63	2,854,505.80
Entertainment Expenses	-	-	-
Written Off Expenses	-	-	-
Security Expenses	-	-	-
Commission and Discount	10,584,441.32	8,005,014.20	7,243,373.19
Business Promotion Expenses	-	-	-
Membership Fee Expenses	300,000.00	679,100.00	176,200.00
Fines and Registration Fees	146,750.00	74,370.00	25,400.00
Fuel Expenses	2,722,232.00	1,926,441.00	1,142,131.00
Guest Entertainment Expenses	63,173.00	123,582.00	78,675.00
Office Inauguration Expenses	-	-	-
Transport Expenses	81,794.00	100,440.00	350,956.00
Expenses Related to Merger	-	-	7,972.00
Wages	-	-	-
Closing Expenses	235,617.00	263,760.00	284,000.00
Member Pregnancy Allowance	-	4,000.00	71,500.00
Banking Related Expenses	-	-	-
Monitoring Expenses	-	-	4,350.00
Raincoat Expenses	-	-	-
Other Expense	387,672.22	-	-
Total	43,010,387	53,590,295	50,014,163

Note no: 4.36

Depreciation and Amortisation

Particulars	As at 31st Ashadh 2080 (16 July 2023)	As at 32nd Ashadh 2079 (16 July 2022)	As at 31st Ashadh 2078 (15 July 2021)
	Amount	Amount	Amount
Depreciation on property and equipment	20,612,145.72	8,672,087.56	10,722,017.91
Depreciation on investment property	-	-	-
Amortization of intangible assets	903,973.16	1,258,802.89	1,143,166.36
Total	21,516,119	9,930,890	11,865,184

Depreciation on property and equipment includes depreciation of Right of Use (ROU) Asset created by implementing NFRS 16 leases amounting NPR 13,381,643.23.

Note no: 4.37

Non Operating Income

Particulars	As at 31st Ashadh 2080 (16 July 2023)	As at 32nd Ashadh 2079 (16 July 2022)	As at 31st Ashadh 2078 (15 July 2021)
Recovery of Loan Written Off			
Other Non-Operating Income			
Total	-	-	-

Note no: 4.38

Non Operating Expense

Particulars	As at 31st Ashadh 2080 (16 July 2023)	As at 32nd Ashadh 2079 (16 July 2022)	As at 31st Ashadh 2078 (15 July 2021)
	Amount	Amount	Amount
Loan Written Off	-	-	-
Redundancy provision	-	-	-
Expense of restructuring	-	-	-
Other Non-Operating Expense	-	-	-
Total	-	-	-

Note no: 4.39

Income Tax Expense

Particulars	As at 31st Ashadh 2080 (16 July 2023)	As at 32nd Ashadh 2079 (16 July 2022)	As at 31st Ashadh 2078 (15 July 2021)
	Amount	Amount	Amount
Current tax expense			
Current year	1,889,761.47	13,259,000.46	59,086,449.10
Adjustment for prior years	-	-	-
Deferred tax expense			
Origination and reversal of temporary differences	10,509,511.61	6,339,267.43	(14,409,828.20)
Changes in tax rate	-	-	-
Recognition of previously unrecognized tax losses	-	-	-
Total	12,399,273	19,598,268	44,676,621

Reconciliation of Tax Expense and Accounting Profit

	As at 31st Ashadh 2080 (16 July 2023)	As at 32nd Ashadh 2079 (16 July 2022)	As at 31st Ashadh 2078 (15 July 2021)
	Amount	Amount	Amount
Profit before tax	15,709,967	8,299,690	182,031,505
Tax amount at tax rate of 30%	4,712,990	2,489,907	54,609,451
Add: Tax effect of expenses that are not deductible for tax pu	4,349,121	19,644,573	17,807,746
Less: Tax effect on exempt income	-	-	-
Add/less: Tax effect on other items	(918,559)	(918,559)	7,401,743
Total income tax expense	8,143,552	21,215,922	79,818,940
Effective tax rate	51.84%	255.62%	43.85%

Kisan Laghubitta Bittiya Sanstha Ltd.
Baliya, Lamkichuha-04, Kailali

Notes to Account and Significant Accounting Policies

1. General Information

Kisan Laghubitta Bittiya Sanstha Limited (hereinafter referred to as "KLBSL") is a public limited company incorporated on 2075 Magh 07 (Corresponding to 21st January 2019) at the Company Registrar Office, Kathmandu. The company commenced micro-finance business from under the license granted by Nepal Rastra Bank (NRB) on 2075 Falgun 13. The address of its registered office is Lamkichuha-04, Kailali. The company currently operates its business in Nepal through 137 branches.

1.1 Financial Statements

The Financial Statement of KLBSL for the year ended 31st Asadh 2080 approved on 26th Poush, 2080 by the Board of Directors comprises Statement of Financial Position, Statement of Profit or Loss, Statement of Other Comprehensive Income, Statement of Changes in Equity, Statement of Cash Flows, Notes to the Financial Statements, Significant Accounting Policies of the Company.

The Board of Directors acknowledges the responsibility for the preparation and presentation of Financial Statements as per the provisions of the Companies Act, 2063 in accordance to NFRS.

1.2 Principal Activities and Operations

The principal activity of the company is to provide microfinance services such as Loans, Deposits, Microinsurance and Remittance Services to low-income families of Nepal following group lending based on Grameen Bank, Bangladesh Model.

There is no investment in form of subsidiary or associates as at 31st Asadh 2080.

2. Basis of Preparation

2.1 Statement of Compliance

The financial statements have been prepared on accrual basis of accounting in accordance with provisions of Nepal Financial Reporting Standards. Historical cost convention has been used for financial statement recognition and measurement except otherwise required by NFRS. Where, other method(s) than historical costs has been applied, have been disclosed in accordance with the applicable reporting framework. The accounting policies are applied consistently to all the periods presented in the financial statements.

The preparation and presentation of the Financial Statements comply with the requirements issued by Nepal Rastra Bank via Unified Directives to Microfinance Financial Institutions 2077.

2.2 Functional and Presentational Currency

The financial statements are presented in Nepalese Rupees (NPR) which is the Company's functional currency. All financial information presented in NPR has been rounded to the nearest rupee except where indicated otherwise.

2.3 Use of estimates, assumptions and Judgements

NFRS requires the Company to make estimates and assumptions that will affect the assets, liabilities, disclosure of contingent assets and liabilities, and profit or loss as reported in the financial statements. The Company applies estimates in preparing and presenting the financial statements and such estimates and underlying assumptions are reviewed periodically. The revision to accounting estimates are recognized in the period in which the estimates are revised and are applied prospectively. Disclosures of the accounting estimates have been included in the relevant sections of the notes wherever the estimates have been applied along with the nature and effect of changes of accounting estimates, if any.

The financial statements are prepared on a going concern basis, as the Board of the Company is satisfied that the Company has the resources to continue in business for the foreseeable future. In making this assessment, the Board of Directors have considered a wide range of information relating to present and future conditions, including future projections of profitability, cash flows and capital resources.

2.4 Changes in Accounting Policies

The same accounting policies are normally adopted in each period and from one period to the next to maintain the compatibility of the Financial Statements of the entity over time to identify trends in the financial position, performance and cash flows, however the changes when required by NFRS or due the requirement that results in the financial statements providing more reliable and more relevant information about the effects of transaction, other events or conditions on the entity's financial position, financial performance or cash flows are made and the changes are applied retrospectively. The entity has used the same accounting policies in its opening NFRS Statement of financial position and throughout all periods presented in its first NFRS financial statements. Those accounting policies have complied with each NFRS effective at the end of its first NFRS reporting period except those specifically stated under relevant notes below.

2.5 New Standard Issued but not yet Effective

As per the guidelines of the ICAN, When International Accounting Standard Board revises, amends or withdraws International Accounting Standards, IFRSs, IFRIC or SIC, such revisions, amendments and withdrawals shall accordingly be treated as effected with immediate revision, amendment and withdrawal in NFRS by ASB as well, to the extent not in conflict with existing National laws. The standards that are issued, but not yet effective, up to the date of issuance of the Institution's financial statements are disclosed below. The Institution intends to adopt these standards, if applicable, when they become effective.

IFRS 15 Revenue from Contracts with Customers

IFRS 15 was issued in May 2014 and establishes a five-step model to account for revenue arising from contracts with customers. Under IFRS 15, revenue is recognized at an amount that reflects the consideration to which an entity expects to be entitled in exchange for transferring goods or services to a customer. The new revenue standard will supersede all current revenue recognition requirements under IFRS. Either a full retrospective application or a modified retrospective application is required for annual periods beginning on or after January 1, 2018, when the IASB finalizes their amendments to defer the effective date of IFRS 15 by one year. These amendments are not expected to have any impact on the Institution.

IFRS 16 Leases

Under the new standard, the accounting treatment of leases by lessees will change fundamentally because it eliminates the current dual accounting model for lessees, which distinguishes between on-balance sheet finance leases and off-balance sheet operating leases. Instead, there is a single, on-balance sheet accounting model that is similar to current finance lease accounting. IFRS 16 is effective for annual periods beginning on or after January 1, 2019, with early application permitted if IFRS 15 is also adopted. The Institution plans to adopt the new standard on the required effective date and will further investigate the implications in the near future.

2.6 New Standards and Interpretations not adopted

The financial statement which is prepared in compliance with all the standards that are issued and adopted by Accounting Standard Board of Nepal except NFRS 9 in respect of Expected Credit Loss Model.

2.7 Discounting

Discounting has been applied where assets and liabilities are non-current and the impact of the discounting is material.

2.8 Offsetting

Financial assets and financial liabilities are offset and the net amount reported in the Statement of Financial Position, only when there is a legally enforceable right to offset the recognized amounts and there is an intention to settle on a net basis or to realize the assets and settle the liabilities simultaneously. Income and expenses are not offset in the Statement of Profit or Loss, unless required or permitted by Nepalese Financial Reporting Standards or Interpretation (issued by the International Financial Reporting Interpretations Committee (IFRIC) and Standard Interpretations Committee (SIC)) and as specifically disclosed in the Significant Accounting Policies of the Institution.

2.9 Limitations in NFRS Implementation

If the information is not available and the cost would exceed the benefit derived, such exception to NFRS Implementation has been noted and disclosed in respective section.

3. Significant Accounting Policies

3.1 Basis of Measurement

These financial statements are prepared under historical cost convention except for following material items:

- Financial assets and liabilities at fair value through profit and loss or other comprehensive income are measured at fair value.
- Employee defined benefit obligations are measured in accordance with provision contained in NAS 19 based on report of the Actuary.
- Financial assets and liabilities measured at Amortized Cost are measured using a rate that is close approximation of the effective interest rate.

Materiality and Aggregation

In compliance with NFRS-1 Presentation of Financial Statements, each material class of similar items is presented separately in financial statements. Items of Dissimilar nature or functions are presented separately unless they are material. Such presentation is consistent to the format issued by NRB.

The Company presents its statement of financial position broadly in order of liquidity.

3.2 Intangible Assets

There are no intangible assets held by the Financial Institution in the year.

3.3 Property, Plant and Equipment

3.3.1 Recognition and Management

The cost of an item of property and equipment shall be recognized as an asset, initially recognized at cost, if, and only if:

- It is probable that future economic benefits associated with the item will flow to the entity; and
- The cost of the item can be measured reliably.

The Company adopts cost model for entire class of property and equipment (for land using deemed cost at on the transition date). Neither class of the property and equipment are measured at revaluation model nor is their fair value measured at the reporting date. Property, plant and equipment are stated at historical cost less accumulated depreciation and accumulated impairment losses, if any. Historical cost includes expenditure that is directly attributable to the acquisition of the items.

Subsequent costs are included in the asset's carrying amount or recognized as a separate asset, as appropriate, only when it is probable that future economic benefits associated with the item will flow to the Company and the cost of the item can be measured reliably. The carrying amount of any component accounted for as a separate asset are derecognized when replaced. All other repairs and maintenance are charged to profit and loss during the reporting period in which they are incurred.

An item of property, plant and equipment and any significant part initially recognized is derecognized upon disposal or when no future economic benefits are expected from its use or disposal. Any gain or loss arising on de-recognition of the asset calculated as the difference between the net disposal proceeds and the carrying amount of the asset) is included in the statement of profit and loss when the asset is derecognized.

Assets with a value of less than NPR 5,000 are charged off to revenue irrespective of their useful life in the year of purchase.

3.3.2 Depreciation

Depreciation of assets commences when the assets are ready for their intended use which is generally on commissioning and not when it starts to be used. Items of Property, Plant and Equipment are depreciated in a manner that amortizes the cost (or other amount substituted for cost) of the assets after commissioning, less its residual value, over their useful lives on a Written down value basis.

Land is not depreciated.

Each part of an item of property, plant and equipment with a cost that is significant in relation to the total cost of the item shall be depreciated separately. A significant part of an item of property, plant and equipment may have a useful life and a depreciation method that are the same as the useful life and the depreciation method of another significant part of that same item. Such parts may be grouped in determining the depreciation charge. The depreciation charge for each period shall be recognized in profit or loss unless it is included in the carrying amount of another asset. The rates of depreciation as per the categories of Property, Plant and Equipment are as follows:

Asset Class	Rate of Depreciation
Building	5%
Leasehold Improvements	15%
Office Equipment	25%
Machinery	25%
	25%
Vehicles	20%

The residual values, useful lives and methods of depreciation of property, plant and equipment are reviewed at each financial year end and adjusted prospectively, if appropriate.

3.4 Financial Assets and Liabilities

3.4.1 Recognition

The Company initially recognizes a financial asset or a financial liability in its statement of financial position when, and only when, it becomes party to the contractual provisions of the instrument. The Company initially recognizes loans and advances, deposits on the date that they are originated which is the date that the Company becomes party to the contractual provisions of the instruments. Investments in equity instruments, bonds, debentures, government and NRB securities are recognized on trade date at which the Company commits to purchase/ acquire the financial assets. Regular way purchase and sale of financial assets are recognized on trade date at which the Company commits to purchase or sell the asset.

All financial assets and liabilities are initially recognized at their cost value and are subsequently presented as per NFRS based on the respective classification.

3.4.2 Classification

A. Financial Assets

The Company classifies the financial assets as subsequently measured at amortized cost or fair value on the basis of the Company's business model for managing the financial assets and the contractual cash flow characteristics of the financial assets. The two classes of financial assets are as follows:

i. Financial assets measured at amortized cost

The Company classifies a financial asset measured at amortized cost if both of the following conditions are met: The asset is held within a business model whose objective is to hold assets in order to collect contractual cash flows and The contractual terms of the financial asset give rise on specified dates to cash flows that are solely payments of principal and interest on the principal amount outstanding.

ii. Financial asset measured at fair value

Financial assets other than those measured at amortized cost are measured at fair value. Financial assets measured at fair value are further classified into two categories as below:

- Financial assets at fair value through profit or loss

Financial assets are classified as fair value through profit or loss (FVTPL) if they are held for trading or are designated at fair value through profit or loss. Upon initial recognition, transaction cost is directly attributable to the acquisition are recognized in profit or loss as incurred. Such assets are subsequently measured at fair value and changes in fair value are recognized in Statement of Profit or Loss.

- **Financial assets at fair value through other comprehensive income**

Investment in an equity instrument that is not held for trading and at the initial recognition, the Company makes an irrevocable election that the subsequent changes in fair value of the instrument is to be recognized in other comprehensive income are classified as financial assets at fair value through other comprehensive income. Such assets are subsequently measured at fair value and changes in fair value are recognized in other comprehensive income.

- B. Financial Liabilities**

The Company classifies its financial liabilities, other than financial guarantees and loan commitments, as follows;

- **Financial Liabilities at Fair Value through Profit or Loss**

Financial liabilities are classified as fair value through profit or loss if they are held for trading or are designated at fair value through profit or loss. Upon initial recognition, transaction costs are directly attributable to the acquisition are recognized in Statement of Profit or Loss as incurred. Subsequent changes in fair value is recognized at profit or loss

- **Financial Liabilities measured at amortized cost**

All financial liabilities other than measured at fair value through profit or loss are classified as subsequently measured at amortized cost using effective interest rate method.

3.4.3 Measurement

- Initial Measurement:** A financial asset or financial liability is measured initially at fair value plus or minus, for an item not at fair value through profit or loss, transaction costs that are directly attributable to its acquisition or issue. Transaction cost in relation to financial assets and liabilities at fair value through profit or loss are recognized in Statement of Profit or Loss.
- Subsequent Measurement:** A financial asset or financial liability is subsequently measured either at fair value or at amortized cost based on the classification of the financial asset or liability. Financial asset or liability classified as measured at amortized cost is subsequently measured at amortized cost using effective interest rate method. The amortized cost of a financial asset or financial liability is the amount at which the financial asset or financial liability is measured at initial recognition minus principal repayments, plus or minus the cumulative amortization using the effective interest method of any difference between that initial amount and the maturity amount, and minus any reduction for impairment or uncollectibility. Financial assets classified at fair value are subsequently measured at fair value. The subsequent changes in fair value of financial assets at fair value through profit or loss are recognized in Statement of Profit or Loss whereas of financial assets at fair value through other comprehensive income are recognized in other comprehensive income.

3.4.4 De-recognition

- De-recognition of Financial Assets**

The Company derecognizes a financial asset when the contractual rights to the cash flows from the financial asset expire, or it transfers the rights to receive the contractual cash flows in a transaction in which substantially all the risks and rewards of ownership of the financial asset are transferred or in which the Company neither transfers nor retains substantially all the risks and rewards of ownership and, it does not retain control of the financial asset. On de-recognition of a financial asset, the difference between the carrying amount of the asset (or the carrying amount allocated to the portion of the asset transferred) and the consideration received (including any new asset obtained less any new liability assumed) shall be recognized in profit and loss account.

In transactions in which the Company neither retains nor transfers substantially all the risks and rewards of ownership of a financial asset and it retains control over the asset, the Company continues to recognize the asset to the extent of its continuing involvement, determined by the extent to which it is exposed to changes in the value of the transferred asset.

ii. De-recognition of Financial Liabilities

A financial liability is derecognized when the obligation under the liability is discharged or canceled or expired. Where an existing financial liability is replaced by another from the same lender on substantially different terms, or the terms of an existing liability are substantially modified, such an exchange or modification is treated as a de-recognition of the original liability and the recognition of a new liability. The difference between the carrying value of the original financial liability and the consideration paid is recognized in Statement of Profit or Loss.

3.4.5 Offsetting of financial assets and financial liabilities

The company has not offset any of its financial assets with financial liabilities as at 16 July 2019. Financial assets and financial liabilities are offset and the net amount reported in the statement of financial position only when there is a legally enforceable right to offset the recognized amounts and there is an intention to settle on a net basis, or to realize the assets and settle the liability simultaneously.

3.4.6 Determination of Fair Value

Fair value is the amount for which an asset could be exchanged, or a liability settled, between knowledgeable, willing parties in an arm's length transaction on the measurement date. The fair value of a liability reflects its non-performance risk.

The fair values are determined according to the following hierarchy:

Level 1 Fair value measurements are those derived from unadjusted quoted prices in active markets for identical assets or liabilities.

Level 2 Valuations are those with quoted prices for similar instruments in active markets or quoted prices for identical or similar instruments in inactive markets and financial instruments valued using models where all significant inputs are observable.

Level 3 Portfolios are those where at least one input, which could have a significant effect on the instrument's valuation, is not based on observable market data.

When available, the Company measures the fair value of an instrument using quoted prices in an active market for that instrument. A market is regarded as active if quoted prices are readily and regularly available and represent actual and regularly occurring market transactions on an arm's length basis.

The best evidence of the fair value of a financial instrument at initial recognition is the transaction price – i.e. the fair value of the consideration given or received. However, in some cases, the fair value of a financial instrument on initial recognition may be different to its transaction price. If such fair value is evidenced by comparison with other observable current market transactions in the same instrument (without modification) or based on a valuation technique whose variables include only data from observable markets, then the difference is recognized in profit or loss on initial recognition of the instrument. In other cases, the difference is not recognized in profit or loss immediately but is recognized over the life of the instrument on an appropriate basis or when the instrument is redeemed, transferred or sold, or the fair value becomes observable.

All unquoted equity investments are recorded at book value per share.

3.4.7 Impairment

At each reporting date the Company assesses whether there is any indication that an asset may have been impaired. If such indication exists, the recoverable amount is determined. A financial asset or a group of financial assets is impaired and impairment losses are incurred if, and only if, there is objective evidence of impairment as a result of one or more events occurring after the initial recognition of the asset (a loss event), and that loss event (or events) has an impact on the estimated future cash flows of the financial asset or group of financial assets that can be reliably estimated.

The Company considers the following factors in assessing objective evidence of impairment:

- Whether the counterparty is in default of principal or interest payments.
- When a counterparty files for bankruptcy and this would avoid or delay discharge of its obligation.

- Where the Company initiates legal recourse of recovery in respect of a credit obligation of the counter-part.
- Where the Company consents to a restructuring of the obligation, resulting in a diminished financial obligation, demonstrated by a material forgiveness of debt or postponement of scheduled payments.
- Where there is observable data indicating that there is a measurable decrease in the estimated future cash flows of a group of financial assets, although the decrease cannot yet be identified with specific individual financial assets.

The Company considers evidence of impairment for loans and advances and held-to-maturity investment securities at both a specific asset and collective level. All individually significant loans and advances and held-to-maturity investment securities are assessed for specific impairment. Those found not to be specifically impaired are then collectively assessed for any impairment that has been incurred but not yet identified.

The company considers evidence of impairment for loans and advances measured at amortized cost at both specific asset and collective level. The company first assesses individually whether objective evidence of impairment exists for financial assets that are individually significant and that are not individually significant are assessed on collectively. If there is objective evidence that an impairment loss has been incurred, the amount of the loss is measured as the difference between the asset's carrying amount and the present value of estimated future cash flows. The carrying amount of the asset is reduced through the use of an allowance account and the amount of the loss is recognized in profit or loss. Interest income continues to be accrued on the reduced carrying amount and is accrued using the rate of interest used to discount the future cash flows for the purpose of measuring the impairment loss.

Impairment of loans and advances portfolios are based on the judgments in past experience of portfolio behavior. In assessing collective impairment, the Institution uses historical trends of the probability of default, the timing of recoveries and the amount of loss incurred, adjusted for management's judgment as to whether current economic and credit conditions are such that the actual losses are likely to be greater or less than suggested by historical trends. Default rates, loss rates and the expected timing of future recoveries are regularly benchmarked against actual outcomes to ensure that they remain appropriate.

Loans together with the associated allowance are written off when there is no realistic prospect of future recovery and all collateral has been realized or has been transferred to the Institution. If in a subsequent year, the amount of the estimated impairment loss increases or decreases because of an event occurring after the impairment was recognized, the previously recognized impairment loss is increased or reduced by adjusting the allowance account. If a write off is later recovered, the recovery is recognized in the 'Non-operating income'.

3.5 Income Tax

Tax expense comprises current and deferred tax. Current tax and deferred tax are recognized in profit or loss except to the extent that they relate to items recognized directly in equity or in other comprehensive income.

3.5.1 Current Tax

Current tax is the expected tax payable or recoverable on the taxable income or loss for the year, using tax rates enacted or substantively enacted at the reporting date, and any adjustment to tax payable in respect of previous years. Current tax payable also includes any tax liability arising from the declaration of dividends.

3.5.2 Deferred Tax

Deferred tax is recognized in respect of temporary differences between the carrying amounts of assets and liabilities for financial reporting purposes and the amounts used for taxation purposes. Deferred income tax is determined using tax rate applicable to the Company as at the reporting date which is expected to apply when the related deferred income tax asset is realized or the deferred income tax liability is settled. Deferred tax assets are recognized where it is probable that future taxable profit will be available against which the temporary differences can be utilized. Deferred tax assets and deferred tax liabilities are offset, if a legally enforceable right exists to set off current tax assets against current income tax liabilities and the deferred taxes relate to the same taxable entity and the same taxation authority.

3.6 Cash and Cash Equivalents

Cash and cash equivalents include cash in hand/vault, balances with B/FIs, and highly liquid financial assets with original maturities of three months or less from the acquisition dates that are subject to an insignificant risk of changes in their fair value and are used by the Company in the management of its short-term commitments. Cash and cash equivalents are carried at amortized cost in the statement of financial position.

3.7 Deposits

Institution's deposits consist of money placed into the Institution by its customers. These deposits are made to deposit accounts such as fixed deposit accounts, savings accounts, margin deposit accounts, call deposit accounts and current accounts. Details and further disclosures about deposits have been explained in relevant notes.

3.8 Provisions

Provisions are recognized when the Company has a present legal or constructive obligation as a result of a past event, when it is probable that an outflow of resources will be required to settle the obligation and when the amount can be reliably estimated. The amount recognized as a provision is the best estimate of the consideration required to settle the present obligation at the end of the reporting period, taking into account the risks and uncertainties surrounding the obligation. When a provision is measured using the cash flows estimated to settle the present obligation, its carrying amount is the present value of those cash flows (when the effect of the time value of money is material). When some or all of the economic benefits required to settle a provision are expected to be recovered from a third party, a receivable is recognized as asset if it is virtually certain that reimbursement will be received and the amount of the receivable can be measured reliably.

A disclosure for contingent liabilities is made where there is:

- A possible obligation that arises from past events and whose existence will be confirmed only by the occurrence or non-occurrence of one or more uncertain future events not wholly within the control of the entity; or
- A present obligation that arises from past events but is not recognized because:
- It is not probable that an outflow of resources embodying economic benefits will be required to settle the obligation; or
- The amount of the obligation cannot be measured with sufficient reliability.

A contingent asset is a possible asset that arises from past events and whose existence will be confirmed only by the occurrence or non-occurrence of one or more uncertain future events not wholly within the control of the entity.

3.9 Share Capital and Reserves

The Institution classifies the capital instruments as equity instruments or financial liabilities in accordance with the substance with the contractual terms of the instruments. Equity is defined as residual interest in total assets of an entity after deducting all its liabilities. Common shares are classified as equity of the Institution and distributions thereon are presented in statement of changes in equity.

The Institution is required to maintain the capital adequacy ratio imposed by the regulator. The ratio is fixed at 8.00% for current year and the Institution has maintained the ratio equal to 10.38%.

Incremental costs directly attributable to issue of an equity instruments are deducted from the equity.

The reserves include retained earnings and other statutory reserves such as general reserve, exchange equalization reserve, regulatory reserve, fair value reserve, revaluation reserve and other reserves.

Regulatory reserve includes any amount derived as result of NFRS convergence with effect in retained earning computed as per NRB Directive No. 4.

3.10 Revenue

Revenue comprises of interest income, fees and commission, disposal income etc. Revenue is recognized to the extent it is probable that the economic benefits will flow to the Institution and the revenue can be reliably measured. The Institution applies NAS 18- "Revenue" in the accounting of revenue, unless otherwise stated. Revenue is not recognized during the period in which its recoverability of income is not probable. The bases of incomes recognition are as below:

3.10.1 Interest income

Interest income are recognized under accrual basis (using the effective interest rate method) in the profit or loss for all interest-bearing financial assets except loans categorized as bad loan measured at amortized cost. Effective Interest Rate is the rate that exactly discounts estimated future cash receipts or cash payments through the expected life of financial asset to the net carrying amount of the financial asset. Effective Interest Rate method is a method of calculating the amortized cost of a financial asset and of allocating the interest income over the relevant period.

The Institution has adopted the alternative treatment as provided by the Carve Out in NFRS implementation as explained in Note 2. As a result, it has not included all fees paid or received, considering it to be immaterial or impracticable to determine reliably for calculating effective interest rate.

Interest income presented in statement of profit and loss includes:

- Interest income on financial assets measured at amortized cost calculated on an effective interest rate method. These financial assets include loans and advances including staff loans, investment in government securities and deposit instruments etc.
- Interest on investment securities measured at fair value, calculated on effective interest rate.
- Income on discounted instruments like bills purchased, documents negotiation is recognized over the period of discounting on accrual basis using effective interest rate.

NFRS Requirement

NFRS requires interest income to be recognized using the effective interest method, except for those classified at fair value through profit or loss. The effective interest method is a method of calculating the amortized cost of a financial asset and of allocating the interest income over the expected life of the financial instrument. The effective interest rate is the rate that exactly discounts the estimated future cash payments or receipts over the expected life of the financial instrument or, when appropriate, a shorter period, to the net carrying amount of the financial asset or financial liability. The effective interest rate is calculated on initial recognition of the financial asset or liability by estimating the future cash flows after considering all the contractual terms of the instrument but not future credit losses. The calculation includes all amounts expected to be paid or received by the Institution including expected early redemption fees and related penalties and premiums and discounts that are an integral part of the overall return. Direct incremental transaction costs related to the acquisition, issue or disposal of financial instruments is also taken into account in the calculation. Once financial asset or a group of similar financial assets has been written down as a result of an impairment loss, interest income is recognized using the rate of interest used to discount the future cash flows for the purpose of measuring the impairment loss.

Carve-out for Effective Interest Rate (EIR) method

The Institution has availed the carve-out for interest income recognition by applying the rate implicit on individual products. Considering the amount of renewal and initial service fees that the Institution charges on the loans and advances (which is in negligible figure), applying EIR method would not be practical and cost effective. Hence, initial service fees and renewal charges have been recognized during the period when such income accrue rather than being included within the component of interest income under EIR method.

3.10.2 Fee and commission income

Fees and commission income that are integral to the effective interest rate on a financial asset are included in measurement of effective interest rate. Other fees and commission income including management fee, service charges are recognized as the related services are performed.

3.10.3 Dividend income

Dividend on investment in resident company is recognized when the right to receive payment is established. Dividend income are presented in other operating income, net income from other financial instruments at fair value through profit or loss or other revenue based on the underlying classification of the equity instruments.

3.10.4 Net income from other financial instrument at fair value through Profit or Loss

Financial assets and financial liabilities classified in this category are those that have been designated by management upon initial recognition. Management may only designate an instrument at fair value through profit or loss upon initial recognition when the following criteria are met, and designation is determined on an instrument-by-instrument basis:

- The designation eliminates or significantly reduces the inconsistent treatment that would otherwise arise from measuring the assets or liabilities or recognizing gains or losses on them on a different basis.
- The assets and liabilities are part of a group of financial assets, financial liabilities or both, which are managed and their performance evaluated on a fair value basis, in accordance with a documented risk management or investment strategy.
- The financial instrument contains one or more embedded derivatives, which significantly modify the cash flows that would otherwise be required by the contract.

Financial assets and financial liabilities at fair value through profit or loss are recorded in the statement of financial position at fair value. Changes in fair value are recorded in Net gain or loss on financial assets and liabilities designated at fair value through profit or loss is recognized in statement of Profit or Loss. Interest earned or incurred is accrued in Interest income or Interest expense, respectively, using the effective interest rate (EIR), while dividend income is recorded in other operating income when the right to the payment has been established.

3.11 Interest Expense

Interest expense on all financial liabilities including deposits are recognized in profit or loss using effective interest rate method. Interest expense on all trading liabilities are considered to be incidental to the Institution's trading operations and are presented together with all other changes in fair value of trading assets and liabilities in net trading income.

3.12 Employee Benefits

3.12.1 Short Term Employee Benefits

Short term employee benefit obligations are measured on an undiscounted basis and are expensed as the related service is provided. A liability is also recognized for the amount expected to be paid under bonus required by the Bonus Act, 2030 to pay the amount as a result of past service provided by the employee and the obligation can be estimated reliably under short term employee benefits. Short-term employee benefits include (if payable within 12 months after the end of the reporting period) wages, salaries and social security contributions, paid annual leave and paid sick leave, profit-sharing and bonuses and other non-monetary benefits

3.12.2 Post- Employment Benefits

Post-employment benefit plan includes the following:

i. Defined Contribution Plan

A defined contribution plan is a post-employment benefit plan under which the Company pays fixed contributions into a separate entity and has no legal or constructive obligation to pay further amounts. Obligations for contributions to defined contribution plans are recognized as personnel expenses in profit or loss in the periods during which related services are rendered. Contributions to a defined contribution plan that are due more than 12 months after the end of the reporting period in which the employees render the service are discounted to their present value.

All employees of the Company are entitled to receive benefits under the provident fund in which both the employee and the Company contribute monthly at a pre-determined rate of 10% of the basic salary and gratuity at 8.33% on monthly basic salary is contributed by the company. The Company does not assume any future liability for provident fund and gratuity benefits other than its annual contribution.

ii. Defined Benefit plan

A defined benefit plan is a post-employment benefit plan other than a defined contribution plan. The Company's net obligation in respect of defined benefit plans is calculated separately for each plan by estimating the amount of future benefit that employees have earned for their service in the current and prior periods. That benefit is discounted to determine its present value. Any unrecognized past service costs and the fair value of any plan assets are deducted. The Company recognizes all actuarial gains and losses net of deferred tax arising from defined benefit plans immediately in other comprehensive income and all expenses related to defined benefit plans in employee benefit expense in profit or loss. The Company recognizes gains and losses on the curtailment or settlement of a defined benefit plan when the curtailment or settlement occurs. The gain or loss on curtailment or settlement comprises any resulting change in the fair value of plan assets, any change in the present value of the defined benefit obligation, any related actuarial gains and losses and any past service cost that had not previously been recognized.

iii. Other long term benefits

Other long-term employee benefits are all employee benefits other than short-term employee benefits, post-employment benefits and termination benefits. Other long term benefit includes long term paid absences such home leave and sick leave. The company recognizes all actuarial gain and losses in statement of profit or loss. For other long-term employee benefits, an entity shall recognize the net total of the following amounts in profit or loss,

- service cost
- interest cost
- re-measurement of the net defined benefit liability including actuarial gains or losses.

iv. Termination Benefits

Termination benefits are recognized as an expense when the Company is demonstrably committed, without realistic possibility of withdrawal, to a formal detailed plan to either terminate employment before the normal retirement date, or to provide termination benefits as a result of an offer made to encourage voluntary redundancy. Termination benefits for voluntary redundancies are recognized as an expense if the Company has made an offer of voluntary redundancy, it is probable that the offer will be accepted, and the number of acceptances can be estimated reliably. If benefits are payable more than 12 months after the reporting date, then they are discounted to their present value.

3.13 Leases

Finance Leases

Leases in which the Company has substantial portion of the risks and rewards of ownership are classified as Finance Leases. Assets acquired under Finance Leases are capitalized at the lower of the Fair Value of the Leased Assets at the inception of the Lease Term & the Present Value of Minimum Lease Payments. Lease Payments are apportioned between the Finance charge and the reduction of the outstanding liability. The Finance Charge is allocated to periods during the Lease Term at a constant periodic Rate of Interest on the remaining balance of the liability.

Operating Lease

Leases in which the Company doesn't have substantial portion of the risks and rewards of ownership are classified as Operating Leases. Payment made under Operating Leases are charged to Statement of Profit & Loss on a Straight Line Basis.

In para 33, lease payments under an operating lease shall be recognized as an expense on a straight-line basis over the lease term unless either:

(a) Another systematic basis is more representative of the time pattern of the user's benefit even if the payments to the lessors are not on that basis, or

(b) The payments to the lessor are structured to increase in line with expected general inflation to compensate for the lessor's expected inflationary cost increases. If payments to the lessor vary because of factors other than general inflation, then this condition is not met.

The Financial Institution has availed the carve-out as per NAS 17 - "Lease" as the management considers Lease payments under an operating lease to be recognized as an expense when accrued as the payments to the lessor are structured to increase in line with the expected general inflation.

For the reporting period the Institution did not have a finance lease in the capacity of the lessor or in the capacity of a lessee and it also did not have an operating lease in the capacity of the lessor.

3.14 Earnings per share including diluted earnings

The Company presents basic and diluted earnings per share (EPS) data for its ordinary shares. The basic EPS is calculated by dividing the profit or loss attributable to ordinary shareholders of the Company by the weighted average number of ordinary shares outstanding during the period. Diluted EPS is determined by adjusting the profit or loss attributable to ordinary shareholders and the weighted average number of ordinary shares outstanding for the effects of all dilutive potential ordinary shares.

If the number of ordinary or potential ordinary shares outstanding increases as a result of a capitalization due to right share, bonus issue, the calculation of basic and diluted earnings per share for all periods presented are adjusted retrospectively.

3.15 Segment Reporting

An operating segment is a component of the Institution that engages in business activities from which it may earn revenues and incur expenses, including revenues and expenses that relating to transactions with any of the Institution's other components, whose operating results are reviewed by the management to make decision about resource allocation to each segment and assess its performance.

The financial institution has identified Eight Operating segments for its offices in the country based on geography. Interest earnings and business transactions for segments have been reported under the respective segment.

5. Disclosure and Additional Information

5.1 Risk Management Framework

Risk is inherent in the Financial Institution's activities but is managed through a process of ongoing identification, measurement and monitoring, subject to risk limits and other controls. This process of risk management is critical to the Financial Institution's continuing profitability and each individual within the Financial Institution is accountable for the risk exposures relating to his or her responsibilities. The Institution is mainly exposed to;

1. Liquidity Risk
2. Interest Rate Risk
3. Credit Risk
4. Operational Risk

The Board of Directors has overall responsibility for the establishment and oversight of the Financial Institution's risk management framework. Risk Committee is responsible for overall risk management of the Financial Institution which includes managing, assessing, identifying, monitoring and reducing pertinent macro and micro-economic level business risks that could interfere with Financial Institution's objective and goals and whether the Financial Institution's is in substantial compliance with its internal operating policies and other applicable regulations and procedures, external, legal, regulatory or contractual requirements on a continuous basis. Further, Risk Committee ensures integration of all major risk in capital assessment process. Risk management policies and systems are reviewed annually to reflect changes in market conditions, products and services offered. The Financial Institution, through its training and management standards and procedures, continuously updates and maintains a disciplined and constructive control environment, in which all employees are assigned and made to understand their respective roles and responsibilities.

Liquidity Risk

Liquidity risk is the risk that the Financial Institution will encounter difficulties in meeting its financial commitments that are settled by delivering cash or another financial asset. Hence the Financial Institution may be unable to meet its payment obligations when they fall due under both normal and stress circumstances. To limit this risk, management has arranged diversified funding sources in addition to its core deposit base, and adopted a policy of continuously managing assets with liquidity in mind and of monitoring future cash flows and liquidity on a daily basis. The Financial Institution has formulated separate liquidity risk management policy and developed internal control processes and contingency plans for managing liquidity risk. This incorporates an assessment of expected cash flows and the availability of high-grade collateral which could be used to secure additional funding if required.

The Financial Institution maintains a portfolio of highly marketable and diverse assets assumed to be easily liquidated in the event of an unforeseen interruption of expected cash flow. The Financial Institution also has committed lines of credit that could be utilized to meet liquidity needs. Further, the Financial Institution maintains a statutory deposit with the Nepal Rastra Bank equal to approx. 2.64% of customer local deposits. In accordance with the Financial Institution's policy, the liquidity position is assessed and managed under a variety of scenarios, giving due consideration to stress factors relating to both the market in general and specific to the Financial Institution. The most important of these is to maintain the required ratio of liquid assets to liabilities, to meet the regulatory requirement. Liquid assets consist of cash, short-term bank deposits and liquid debt securities available for immediate sale.

Interest Rate Risk

Interest Rate Risk includes risk arising due to adverse movements in the interest rates and equity price. Our exposure to interest rate risk arises predominantly from customer driven transactions. The Financial Institution focuses on risk management in compliance with Risk Management Guidelines prescribed by NRB, also by addressing interest rate risk in regular interval to strengthen the risk management. The interest rate risk is managed within the risk tolerances and market rate risk set by Asset Liability Committee.

Credit Risk

The risk of potential loss because of counterparty failure to meet its obligations to pay the credit obtained from Financial Institution as per the agreed terms is known as credit risk. A loan application form which has been used by Institution, includes all the relevant data and information required for assessment of borrowers' background, business and experience, financial statement of borrower, credibility, sector wise analysis etc.

Operational Risk

"Operational risk is the risk of losses arising from failed internal processes, systems failure, human error, fraud or external events. When controls fail to perform, operational risks can cause damage to reputation, have legal or regulatory implications, or lead to financial loss. Strategic and Reputational Risks are not covered in Operational Risk.

Effective operational risk management systems aims to minimizing losses and customer dissatisfaction due to failure in processes, focusing on flows in products and their design that can expose the Financial Institution to losses due to fraud, analyzing the impact of failures in technology / system, developing plans to meet external shocks that can adversely impact continuity in the Financial Institution's operations. The Financial Institution has introduced a "comprehensive operational risk monitoring and reporting framework" as well as "output checking" at all branches covering all transactions on daily basis to minimize operational risk.

One of the growing risks among others these days is Operations Risk that arises out of inefficient processes and people inside and outside the Financial Institution. Asset Liability Management Committee (ALCO) is the management committee where operating risk, market risk and other risks are discussed, in line with ALM Policy. Information and Technology Division in the Financial Institution reviews and checks the security aspects in line with IT Policy of the Financial Institution.

All the activities are undertaken in line with the set criteria in the Standing Instruction Manual, policies and guidelines including Directives and circulars from central bank (the regulatory authority). Similarly daily functions at operations are independently reported through separate reporting line other than business generation and credit risk where independence of checking and control is complied with.

5.2 Capital Requirement

The focus of capital management is to maintain a strong capital base to support the business and business growth, and to satisfy regulatory capital requirements at all times.

Financial Institution shall disclose following information in regard of Capital Management

5.2.1 Qualitative Disclosures

Nepal Rastra Bank has directed the Financial Institution to develop own internal policy, procedures and structures to manage all material risk inherent in business for assessing capital adequacy in relation to the risk profiles as well as strategies for maintaining capital levels. This includes basic requirements of having good governance, efficient process of managing all material risks and an effective regime for assessing and maintaining adequate capital.

The Financial Institution has various BODs approved risk management policies for proper governance

5.2.1.1 Capital Structure and Capital Adequacy:

Tier 1 Capital and Breakdown of Its Components

Particulars	Amount in '000	
	As at 31st Ashadh 2080 (16 July 2023)	As at 32nd Ashadh 2079 (16 July 2022)
	Amount	Amount
Paid-up Equity Share Capital	504,366.47	471,370.53
Proposed Bonus Equity Shares	-	-
Share Premium	-	-
Irredeemable Preference Share	-	-
Statutory General Reserve	74,391.20	72,068.77
Retained Earnings	16,993.49	38,403.90
Capital Redemption Reserve	-	-
Capital Adjustment Reserve	-	-
Calls in Advance	-	-
Other Free Reserves	-	-
Deductions	-	-
a. Goodwill	-	-
b. Deferred Tax Assets	4,310.80	-
c. Investment in Shares and Securities in Excess of Limits	-	-
d. Investment to the company having financial interest	-	-
e. Fictitious assets	-	-
f. Investment on land and building for self-use not complying the Directives of NRB	-	-
g. Investment on land development and housing construction in excess of limits	-	-
h. Underwriting shares not sold within stipulated time	-	-
i. Credit and other facilities banned by the prevailing laws	-	-
Total Tier 1 Capital	591,440.35	581,843.20

Tier 2 Capital and Breakdown of Its Components

Particulars	Amount in '000	
	As at 31st Ashadh 2080 (16 July 2023)	As at 32nd Ashadh 2079 (16 July 2022)
	Amount	Amount
Provisions of loan loss made for pass loan	14,358.29	20,727.44
Additional loan loss provision	88,723.56	83,009.20
Hybrid capital instruments	-	-
Unsecured Subordinated Term Debt	-	-
Exchange Equalization Fund	-	-
Asset revaluation Fund (max. 2% of Supplementary capital)	2,103.71	2,117.00
Investment adjustment Fund	-	-
Total Tier 2 Capital	105,185.56	105,853.64

Detailed Information about Subordinated Term Debts

The Financial Institution does not have any subordinated term debts.

Total Qualifying Capital

Particulars	Amount in '000	
	As at 31st Ashadh 2080 (16 July 2023)	As at 32nd Ashadh 2079 (16 July 2022)
	Amount	Amount
Total Tier 1 Capital	591,440.35	581,843.20
Total Tier 2 Capital	105,185.56	105,853.64
Total Qualifying Capital	696,625.92	687,696.84

Capital Adequacy Ratio

Particulars	Amount in '000	
	As at 31st Ashadh 2080 (16 July 2023)	As at 32nd Ashadh 2079 (16 July 2022)
	Amount	Amount
Core Capital Ratio	8.82%	8.20%
Capital Adequacy Ratio	10.38%	9.69%

Risk Weighted Exposure

Particulars	Amount in '000				
	As at 31st Ashadh 2080 (16 July 2023)			As at 32nd Ashadh 2079 (16 July 2022)	
	Weight %	Amount	RWA	Amount	RWA
A. On-Balance Sheet Items					
Cash Balance	-	22,807.25	-	16,141.49	-
NRB Balance	-	36,079.58	-	36,078.64	-
Investment in Govt. Bond	-	-	-	-	-
Investment in Bond of NRB	-	-	-	-	-
Loan and Advances provided against Fixed Deposit	-	-	-	-	-
Loans Provided on Security of Government	-	-	-	-	-
Accrued interests on Govt. bond	-	-	-	-	-
Balance on domestic banks and financial institutions	20	100,443.21	20,088.64	183,395.18	36,679.04
Money at call	20	-	-	-	-
Interbank Placements	20	-	-	-	-
Investment on shares/debentures/bonds	100	-	-	-	-
Other Investments	100	1,000.00	1,000.00	1,000.00	1,000.00
Loans & advances bills purchase/discount	100	6,358,232.44	6,358,232.44	6,731,182.01	6,731,182.01
Fixed assets	100	117,337.07	117,337.07	90,858.87	90,858.87
Other assets (Except advance tax payment)	100	77,977.33	77,977.33	92,009.42	92,009.42
Total of On-Balance Sheet Items (A)		6,713,876.88	6,574,635.48	7,150,665.61	6,951,729.34
B. Off-Balance Sheet Items					
Off-Balance-sheet Items	100	-	-	-	-
Risk Weighted Exposure for Operational Risk	100	134,277.54	134,277.54	143,013.31	143,013.31
Total of Off-Balance Sheet Items (B)		134,277.54	134,277.54	143,013.31	143,013.31
Total Risk Weighted Exposure (A+B)		6,848,154.42	6,708,913.02	7,293,678.93	7,094,742.65

5.2.2 Compliance with External Requirement

The Financial Institutions has complied with Externally imposed capital requirements to which it is subject.

5.3 Employee Benefit

A. Annual Leave

1. Change in Defined Benefit Obligation

Particulars	As at 31st Ashadh 2080 (16 July 2023)	As at 32nd Ashadh 2079 (16 July 2022)
	Amount	Amount
Defined Benefit Obligation (DBO) at beginning of year	7,678,359.00	5,855,588.00
Current Service Cost	-	1,108,416.00
Past Service Cost	-	-
(Gain) / Loss on settlements	-	-
Interest Expense	576,758.00	352,196.00
Benefit Payments from Plan Assets	-	-
Benefit Payments from Employer	(2,423,627.00)	(1,458,030.00)
Settlement Payments from Plan Assets	-	-
Settlement Payments from Employer	-	-
Other (Employee Contribution, Taxes, Expenses)	-	-
Increase / (Decrease) due to effect of any business combination / divestiture / transfer)	-	-
Increase / (Decrease) due to Plan combination	-	-
Remeasurements - Due to Demographic Assumptions	3,048,202.00	-
Remeasurements - Due to Financial Assumptions	(3,336,787.00)	(962,181.00)
Remeasurements - Due to Experience Adjustments	2,981,202.00	2,782,371.00
Defined Benefit Obligation (DBO) at end of year	8,524,107.00	7,678,359.00
Discount Rate	8.50%	7.70%
Salary Escalation Rate	0.27%	3.33%

2. Change in Fair Value of Plan Assets

Particulars	As at 31st Ashadh 2080 (16 July 2023)	As at 32nd Ashadh 2079 (16 July 2022)
	Amount	Amount
Fair Value of Plan Assets at beginning of year	-	-
Interest Income	-	-
Employer Contributions	-	-
Employer Direct Benefit Payments	2,423,627.00	1,458,030.00
Employer Direct Settlement Payments	-	-
Benefit Payments from Plan Assets	-	-
Benefit Payments from Employer	(2,423,627.00)	(1,458,030.00)
Settlement Payments from Plan Assets	-	-
Settlement Payments from Employer	-	-
Other (Employee Contribution, Taxes, Expenses)	-	-
Increase / (Decrease) due to effect of any business combination / divestiture / transfer)	-	-
Increase / (Decrease) due to Plan combination	-	-
Remeasurements - Return on Assets (Excluding Interest Income)	-	-
Fair Value of Plan Assets at end of year	-	-

Weighted Average Asset Allocations at the year end

Equities	0%
Bonds	0%
Gilts	0%
Insurance Policies	0%
Total	0%

3. Change in Reimbursement Rights

Particulars	As at 31st Ashadh 2080 (16 July 2023)	As at 32nd Ashadh 2079 (16 July 2022)
	Amount	Amount
Reimbursement Rights at beginning of year	-	-
Reimbursement Service Cost	-	-
Gain/ (loss) on Settlements	-	-
Interest Income	-	-
Employer Contributions to Reimbursement Rights	-	-
Reimbursements to Employer	-	-
Increase / (Decrease) due to effect of any business combination / divesture / transfer)	-	-
Increase / (Decrease) due to Plan combination	-	-
Benefits paid by the Company in Prior Year and settled by Fund Manager in current year	-	-
Net Transfer In / (Out) (Including the effect of any business combination / divesture)	-	-
Remeasurements - Return on Reimbursement Rights (Excluding Interest Income)	-	-
Reimbursement Rights at end of year	-	-

4. Change in Asset Ceiling/ Onerous Liability

Particulars	As at 31st Ashadh 2080 (16 July 2023)	As at 32nd Ashadh 2079 (16 July 2022)
	Amount	Amount
Asset Ceiling / Onerous Liability at beginning of year	-	-
Interest Income	-	-
Gain / (Loss) on Settlements	-	-
Remeasurement - Due to Asset Ceiling / Onerous Liability (Excluding Interest Income)	-	-
Asset Ceiling / Onerous Liability at end of year	-	-

5. Components of Defined Benefit Cost

Particulars	As at 31st Ashadh 2080 (16 July 2023)	As at 32nd Ashadh 2079 (16 July 2022)
	Amount	Amount
Current Service Cost	-	1,108,416.00
Past Service Cost	-	-
(Gain) / Loss on Settlements	-	-
Reimbursement Service Cost	-	-
Total Service Cost	-	1,108,416.00
Interest Expense on DBO	576,758.00	352,196.00
Interest (Income) on Plan Assets	-	-
Interest (Income) on Reimbursement Rights	-	-

Interest Expense on (Asset Ceiling) / Onerous Liability	-	-
Total Net Interest Cost	576,758.00	352,196.00
Reimbursement of Other Long Term Benefits	-	-
Defined Benefit Cost included in P & L	576,758.00	1,460,611.00
Remeasurements - Due to Demographic Assumptions	3,048,202.00	-
Remeasurements - Due to Financial Assumptions	(3,336,787.00)	(962,181.00)
Remeasurements - Due to Experience Adjustments	2,981,202.00	2,782,371.00
(Return) on Plan Assets (Excluding Interest Income)	-	-
(Return) on Reimbursement Rights	-	-
Changes in Asset Ceiling / Onerous Liability	-	-
Total Remeasurements in OCI	1,820,190.00	1,820,190.00
Total Defined Benefit Cost recognized in P&L and OCI	3,269,375.00	3,280,801.00
Discount Rate	8.50%	7.70%
Salary Escalation Rate	0.27%	3.33%

5.1. Reconciliation of P&L Expenses

Particulars	As at 31st Ashadh 2080 (16 July 2023)	As at 32nd Ashadh 2079 (16 July 2022)
	Amount	Amount
Defined Benefit Obligation at the end of the year	8,524,107.00	7,678,359.00
Defined Benefit Obligation at the beginning of the year	(7,678,359.00)	(5,855,588.00)
Benefits Paid	2,423,627.00	1,458,030.00
Actual Return on Plan Assets	-	-
Expenses deducted by the Insurer	-	-
Expenses Recognized in P & L Account	3,269,375.00	3,280,801.00

6. Amounts Recognized in Statement of Financial Position

Particulars	As at 31st Ashadh 2080 (16 July 2023)	As at 32nd Ashadh 2079 (16 July 2022)
	Amount	Amount
Defined Benefit Obligation	8,524,107.00	7,678,359.00
Fair Value of Plan Assets	-	-
Funded Status	8,524,107.00	7,678,359.00
Effect of Asset Ceiling / Onerous Liability	-	-
Net Defined Benefit Liability / (Asset)	8,524,107.00	7,678,359.00

7. Net Defined Benefit Liability/ (Asset) Reconciliation

Particulars	As at 31st Ashadh 2080 (16 July 2023)	As at 32nd Ashadh 2079 (16 July 2022)
	Amount	Amount
Net Defined Benefit Liability / (Asset) at beginning of year	7,678,359.00	5,855,588.00
Defined Benefit Cost included in P & L	3,269,375.00	1,460,611.00
Total Remeasurements included in OCI	-	1,820,190.00
Net Transfer In / (Out) (Including the effect of any business combination / divestiture)	-	-
Amount recognized due to Plan Combinations	-	-
Employer Contributions	-	-
Employer Direct Benefit Payments	(2,423,627.00)	(1,458,030.00)
Employer Direct Settlement Payments	-	-
Credit to Reimbursements	-	-
Net Defined Benefit Liability / (Asset) at end of year	8,524,107.00	7,678,359.00

8. Current and Non-Current Liability and Asset

Particulars	As at 31st Ashadh 2080 (16 July 2023)	As at 32nd Ashadh 2079 (16 July 2022)
	Amount	Amount
Non-Current Assets	-	-
Current Liabilities	1,098,351.00	375,990.00
Non-Current Liabilities	7,425,756.00	7,302,369.00

9. Experience Adjustments on Present Value of DBO and Plan Assets

Particulars	As at 31st Ashadh 2080 (16 July 2023)	As at 32nd Ashadh 2079 (16 July 2022)
	Amount	Amount
(Gain) / Loss on Plan Liabilities		2,762,890.00
% of Opening Plan Liabilities		47.18%
Gain / (Loss) on Plan Assets	0	0
% of Opening Plan Assets	NA	NA

10. Summary of Financial & Demographic Assumptions

Particulars	As at 31st Ashadh 2080 (16 July 2023)	As at 32nd Ashadh 2079 (16 July 2022)
	Amount	Amount
Discount Rate	8.50%	7.70%
Salary Escalation - First 5 Years	0.27%	3.33%
Salary Escalation - After 5 Years	0.27%	3.33%
Expected Rate of Return on Plan Assets	NA	NA
Mortality Table	NALM Table 2009	NALM Table 2009
Disability Rate		No explicit loading
Withdrawal Rate	1.89%	1.89%
Retirement Age	58	58
Average Future Service	14.25	28.37

B. Sick Leave

1. Change in Defined Benefit Obligation

Particulars	As at 31st Ashadh 2080 (16 July 2023)	As at 32nd Ashadh 2079 (16 July 2022)
	Amount	Amount
Defined Benefit Obligation (DBO) at beginning of year	4,807,040.00	3,927,815.00
Current Service Cost	-	623,301.00
Past Service Cost	-	-
(Gain) / Loss on settlements	-	-
Interest Expense	361,036.00	224,336.00
Benefit Payments from Plan Assets	-	-
Benefit Payments from Employer	(1,794,066.00)	(1,324,728.00)
Settlement Payments from Plan Assets	-	-
Settlement Payments from Employer	-	-
Other (Employee Contribution, Taxes, Expenses)	-	-
Increase / (Decrease) due to effect of any business combination / divestiture / transfer)	-	-
Increase / (Decrease) due to Plan combination	-	-

Remeasurements - Due to Demographic Assumptions	1,921,147.00	-
Remeasurements - Due to Financial Assumptions	(2,083,376.00)	(596,330.00)
Remeasurements - Due to Experience Adjustments	2,166,465.00	1,952,645.00
Defined Benefit Obligation (DBO) at end of year	5,378,246.00	4,807,040.00
Discount Rate	8.50%	7.70%
Salary Escalation Rate	0.27%	3.33%

2. Change in Fair Value of Plan Assets

Particulars	As at 31st Ashadh 2080 (16 July 2023)	As at 32nd Ashadh 2079 (16 July 2022)
	Amount	Amount
Fair Value of Plan Assets at beginning of year	-	-
Interest Income	-	-
Employer Contributions	-	-
Employer Direct Benefit Payments	1,794,066.00	1,324,728.00
Employer Direct Settlement Payments	-	-
Benefit Payments from Plan Assets	-	-
Benefit Payments from Employer	(1,794,066.00)	(1,324,728.00)
Settlement Payments from Plan Assets	-	-
Settlement Payments from Employer	-	-
Other (Employee Contribution, Taxes, Expenses)	-	-
Increase / (Decrease) due to effect of any business combination / divestiture / transfer)	-	-
Increase / (Decrease) due to Plan combination	-	-
Remeasurements - Return on Assets (Excluding Interest Income)	-	-
Fair Value of Plan Assets at end of year	-	-

Weighted Average Asset Allocations at the year end

Equities	0%
Bonds	0%
Gilts	0%
Insurance Policies	0%
Total	0%

3. Changes in Reimbursement Rights

Particulars	As at 31st Ashadh 2080 (16 July 2023)	As at 32nd Ashadh 2079 (16 July 2022)
	Amount	Amount
Reimbursement Rights at beginning of year	-	-
Reimbursement Service Cost	-	-
Gain/ (loss) on Settlements	-	-
Interest Income	-	-
Employer Contributions to Reimbursement Rights	-	-
Reimbursements to Employer	-	-
Increase / (Decrease) due to effect of any business combination / divestiture / transfer)	-	-
Increase / (Decrease) due to Plan combination	-	-
Benefits paid by the Company in Prior Year and settled by Fund Manager in current year	-	-
Net Transfer In / (Out) (Including the effect of any business combination / divestiture)	-	-

Remeasurements - Return on Reimbursement Rights (Excluding Interest Income)	-	-
Reimbursement Rights at end of year	-	-

4. Change in Asset Ceiling / Onerous Liability

Particulars	As at 31st Ashadh 2080 (16 July 2023)	As at 32nd Ashadh 2079 (16 July 2022)
	Amount	Amount
Asset Ceiling / Onerous Liability at beginning of year	-	-
Interest Income	-	-
Gain / (Loss) on Settlements	-	-
Remeasurement - Due to Asset Ceiling / Onerous Liability (Excluding Interest Income)	-	-
Asset Ceiling / Onerous Liability at end of year	-	-

5. Components of Defined Benefit Cost

Particulars	As at 31st Ashadh 2080 (16 July 2023)	As at 32nd Ashadh 2079 (16 July 2022)
	Amount	Amount
Current Service Cost	-	623,301.00
Past Service Cost	-	-
(Gain) / Loss on Settlements	-	-
Reimbursement Service Cost	-	-
Total Service Cost	-	623,301.00
Interest Expense on DBO	361,036	224,336.00
Interest (Income) on Plan Assets	-	-
Interest (Income) on Reimbursement Rights	-	-
Interest Expense on (Asset Ceiling) / Onerous Liability	-	-
Total Net Interest Cost	361,036.00	224,336.00
Reimbursement of Other Long Term Benefits	-	-
Defined Benefit Cost included in P & L	361,036.00	847,638.00
Remeasurements - Due to Demographic Assumptions	1,921,147.00	-
Remeasurements - Due to Financial Assumptions	(2,083,376.00)	(596,330.00)
Remeasurements - Due to Experience Adjustments	2,166,465.00	1,952,645.00
(Return) on Plan Assets (Excluding Interest Income)	-	-
(Return) on Reimbursement Rights	-	-
Changes in Asset Ceiling / Onerous Liability	-	-
Total Remeasurements in OCI	2,004,236.00	1,356,315.00
Total Defined Benefit Cost recognized in P&L and OCI	361,036.00	2,203,953.00
Discount Rate	8.50%	7.70%
Salary Escalation Rate	0.27%	3.33%

5.1. Reconciliation of P & L Expenses

Particulars	As at 31st Ashadh 2080 (16 July 2023)	As at 32nd Ashadh 2079 (16 July 2022)
	Amount	Amount
Defined Benefit Obligation at the end of the year	5,378,246.00	4,807,040.00
Defined Benefit Obligation at the beginning of the year	(4,807,040.00)	(3,927,815.00)
Benefits Paid	1,794,066.00	1,324,728.00
Actual Return on Plan Assets	-	-
Expenses deducted by the Insurer	-	-
Expenses Recognized in P & L Account	2,365,272.00	2,203,953.00

Particulars	As at 31st Ashadh 2080 (16 July 2023)	As at 32nd Ashadh 2079 (16 July 2022)
	Amount	Amount
Defined Benefit Obligation	5,378,246.00	4,807,040.00
Fair Value of Plan Assets	-	-
Funded Status	5,378,246.00	4,807,040.00
Effect of Asset Ceiling / Onerous Liability	-	-
Net Defined Benefit Liability / (Asset)	5,378,246.00	4,807,040.00

7. Net Defined Benefit Liability / (Asset) reconciliation

Particulars	As at 31st Ashadh 2080 (16 July 2023)	As at 32nd Ashadh 2079 (16 July 2022)
	Amount	Amount
Net Defined Benefit Liability / (Asset) at beginning of year	4,807,040.00	3,927,815.00
Defined Benefit Cost included in P & L	361,036.00	847,638.00
Total Remeasurements included in OCI	2,004,236.00	1,356,315.00
Net Transfer In / (Out) (Including the effect of any business combination / divestiture)	-	-
Amount recognized due to Plan Combinations	-	-
Employer Contributions	-	-
Employer Direct Benefit Payments	(1,794,066.00)	(1,324,728.00)
Employer Direct Settlement Payments	-	-
Credit to Reimbursements	-	-
Net Defined Benefit Liability / (Asset) at end of year	5,378,246.00	4,807,040.00

8. Current and Non-Current Liability and Asset

Particulars	As at 31st Ashadh 2080 (16 July 2023)	As at 32nd Ashadh 2079 (16 July 2022)
	Amount	Amount
Non-Current Assets	-	-
Current Liabilities	-	236,521.00
Non-Current Liabilities	-	4,570,518.00

9. Experience Adjustments on Present Value of DBO and Plan Assets

Particulars	As at 31st Ashadh 2080 (16 July 2023)	As at 32nd Ashadh 2079 (16 July 2022)
	Amount	Amount
(Gain) / Loss on Plan Liabilities	-	1,952,645.00
% of Opening Plan Liabilities	-	49.71%
Gain / (Loss) on Plan Assets	-	0
% of Opening Plan Assets	-	NA

10. Summary of Financial & Demographic Assumptions

Particulars	As at 31st Ashadh 2080 (16 July 2023)	As at 32nd Ashadh 2079 (16 July 2022)
	Amount	Amount
Discount Rate	8.50%	6.87%
Salary Escalation - First 5 Years	3.33%	3.33%

Salary Escalation - After 5 Years	3.33%	3.33%
Expected Rate of Return on Plan Assets	NA	NA
Mortality Table	NALM Table 2009	NALM Table 2009
Disability Rate	No explicit loading	No explicit loading
Withdrawal Rate	1.89%	1.89%
Retirement Age	58	58
Average Future Service	14.25	28.37

5.4 Financial Instruments

5.4.1 Classification of Financial Instruments

Financial instruments are measured on an ongoing basis either at fair value or at amortized cost. The summary of significant accounting policies describes how the classes of financial instruments are measured, and how income and expenses, including fair value gains and losses, are recognized. The following table analyses the carrying amounts of the financial instruments by category as defined in NAS 39.

Particulars	As at 31st Ashadh 2080 (16 July 2023)			
	Amortized Cost	FVTOCI	FVTPL	Total
Financial Assets				
Cash and Cash Equivalents	22,807,253			22,807,253
Statutory Balances and Due From NRB	36,079,575			36,079,575
Placement with Banks and Fis	-			-
Derivative Financial Instruments	-			-
Loans and Advances to BFIs	-			-
Loans and Advances to Customers	6,202,870,604			6,202,870,604
Investment in unlisted securities		1,000,000		1,000,000
Other Financial Assets	118,860,542			118,860,542
Total Financial Assets	6,380,617,974	1,000,000	-	6,381,617,974
Financial Liabilities				
Due to Customers	1,347,385,857			1,347,385,857
Other Financial Liabilities	4,386,528,824			4,386,528,824
Other Liabilities	183,662,032			183,662,032
Total Financial Liabilities	5,917,576,712	-	-	5,917,576,712

5.5 Share Options and Share Based Payments

Not Applicable

5.6 Events after Reporting Date

Events after the reporting date are those events, favorable or unfavorable, that occur between the balance sheet date and the date when the financial statements are authorized for issue.

There are no material events that have occurred subsequent to the reporting date till the signing of this Financial Statement.

Proposed Dividend: The 127th meeting of the board of directors of the Financial Institution held on 26th Poush, 2080 has decided not to distribute dividend from retained earning of fiscal year 2079-80.

5.7 Segment Reporting

5.7.1 General Information

a) Factors that management used to identify the entity's reportable segments

The Financial Institution's operation is decentralized regionally and duly managed. However strategic and financial policies are monitored and directed from the Head Office. The accounting policies adopted for segment reporting are in line with the accounting policies of the Company, NFRS 8 'Segment Reporting' and Unified Directives to Microfinance, 2077 as issued by NRB.

i) Revenue and Expenses have been identified to a segment based on relationship to operating activities of the segment. Revenue and Expenses which relates to the Institution as a whole and are not allocable to a segment on a reasonable basis have been disclosed as "Un-allocable".

ii) Segment Assets and Segment Liabilities represent Assets and Liabilities in respective segments. Investments, tax-related assets, and other assets and liabilities that cannot be allocated to a segment on a reasonable basis have been disclosed as "Un-allocable".

iii) Operating segments that do not meet the quantitative threshold as defined in NFRS 8 have been aggregated under the Other Segments. Operating segments not meeting the quantitative threshold and still considered reportable by the management have been disclosed separately. Aggregation is consistent with the core principle of NFRS.

b) Description of the types of products and services from which each reportable segment derives its revenues

Each segment provides microfinance services such as loans, deposits, micro-insurance, and remittance services to low-income families in Nepal. The above mentioned are the main source of revenue for each reportable segment.

5.7.2 Information about profit or loss, assets, and liabilities

Particular	Dhawalpur Area	Bajura Area	Kotlipur Area	Sekhar Area	Mahm Area	Marauli Area	Bazra Area	Patan Area	Manjhar Area	Kathmandu Area	Bardham Area	Satgaur Area	Total
Revenue from External Customers	6,097,251.9	6,851,986.4	6,932,089.9	6,968,907.0	6,886,994.0	7,717,742.0	6,217,278.0	5,090,000.0	6,095,991.7	6,754,750.0	6,211,448.0	7,191,750.0	70,817,910.0
Intersegment Revenue	-	-	-	-	-	-	-	-	-	-	-	-	-
Net Revenue	6,097,251.9	6,851,986.4	6,932,089.9	6,968,907.0	6,886,994.0	7,717,742.0	6,217,278.0	5,090,000.0	6,095,991.7	6,754,750.0	6,211,448.0	7,191,750.0	70,817,910.0
Interest Revenue	52,164,277.2	11,714,257.7	12,222,122.0	12,222,222.0	12,147,278.4	12,166,421.0	16,887,212.0	16,171,422.0	11,922,822.2	12,164,121.0	12,166,421.0	12,222,222.0	102,222,222.0
Interest Expense	16,124,222.0	16,124,222.0	16,124,222.0	16,124,222.0	16,124,222.0	16,124,222.0	16,124,222.0	16,124,222.0	16,124,222.0	16,124,222.0	16,124,222.0	16,124,222.0	161,242,222.0
Net Interest Revenue	36,040,055.2	1,590,035.7	6,097,900.0	6,100,000.0	6,023,056.4	6,042,199.0	7,763,000.0	6,047,200.0	5,800,000.0	6,040,000.0	6,042,200.0	6,098,000.0	86,080,000.0
Depreciation/Amortisation	10,124,222.0	10,124,222.0	10,124,222.0	10,124,222.0	10,124,222.0	10,124,222.0	10,124,222.0	10,124,222.0	10,124,222.0	10,124,222.0	10,124,222.0	10,124,222.0	101,242,222.0
Segment Profit/(Loss)	15,915,833.2	3,365,813.7	1,873,188.0	1,975,678.0	1,962,777.6	1,918,520.0	2,035,778.0	1,916,778.0	1,675,778.0	1,671,778.0	1,671,778.0	1,671,778.0	16,717,778.0
Other Material Net Cash Items	-	-	-	-	-	-	-	-	-	-	-	-	-
Loan Loss Provisions Expenses	16,124,222.0	16,124,222.0	16,124,222.0	16,124,222.0	16,124,222.0	16,124,222.0	16,124,222.0	16,124,222.0	16,124,222.0	16,124,222.0	16,124,222.0	16,124,222.0	161,242,222.0
Amortisation of Goodwill	-	-	-	-	-	-	-	-	-	-	-	-	-
Amortisation of other Intangible Assets	-	-	-	-	-	-	-	-	-	-	-	-	-
Impairment of Assets	-	-	-	-	-	-	-	-	-	-	-	-	-
Segment Assets	100,000,000.0	100,000,000.0	100,000,000.0	100,000,000.0	100,000,000.0	100,000,000.0	100,000,000.0	100,000,000.0	100,000,000.0	100,000,000.0	100,000,000.0	100,000,000.0	1,000,000,000.0
Segment Liabilities	100,000,000.0	100,000,000.0	100,000,000.0	100,000,000.0	100,000,000.0	100,000,000.0	100,000,000.0	100,000,000.0	100,000,000.0	100,000,000.0	100,000,000.0	100,000,000.0	1,000,000,000.0

5.7.3 Measurement of operating segment profit and loss, assets and liabilities

- Basis of accounting for any transactions between reportable segments**
Interest Earnings generated while conducting business under different segments are reported under the respective segment. Equity and tax expense are not allocated to the individual segments.
- Nature of any difference between the measurement of reportable segments' profits or losses and the entity's profit or loss before income tax: None**
- Nature of any difference between the measurement of reportable segments' assets and the entity's assets: None**
- Nature of any changes from prior periods in the measurement methods used to determine reportable segments' profit or loss and the effect, if any: None**
- Nature and Effect of any asymmetrical allocations to reportable segments: None**

5.7.4 Reconciliation of reportable segment profit and loss, assets and liabilities

a) Revenue

Total Revenue from Reportable Segment	1,036,833,722
Other Revenues	(17,205,244.55)
Elimination of Intersegment Revenues	-
Entity's Revenue	1,019,628,477.38

b) Profit or Loss

Total Profit or Loss for Reportable Segment	131,506,861
Other Profit or Loss	(119894710)
Elimination of Intersegment profits	-
Unallocated Amounts	-
Entity's Profit or Loss	11,612,151

c) Assets

Total Assets of Reportable Segment	6,599,688,396
Other Assets	(4,020,666)
Unallocated Amounts	-
Entity's Assets	6,603,709,061

d) Liabilities

Total Liabilities of Reportable Segment	6,504,982,394
Other Liabilities	(98,726,667)
Unallocated Liabilities	-
Entity's Liabilities	6,603,709,061

5.8 Merger and Acquisition

The institution has entered into Memorandum of Understanding (MOU) with Jalpa Samudayik Laghubitta Bittiya Sanstha Ltd. on 09, Shrawan, 2080 for the merger. The DDA for the merger purpose has been completed and merger related further workings are under process.

5.9 Operating Lease

The Company has various operating leases ranging from 1 years to 10 years for corporate and branch offices. The leases are renewable by mutual consent and contain escalation clause.

5.10 Related Parties**5.10.1 Transactions with related parties****5.10.1.1 Board Member Allowance and Facilities**

The Board of Directors have been paid meeting allowance amounting NPR 667,000 during the fiscal year 19 Board Meetings were conducted during the fiscal year and expenses amounting NPR. 415,056 were incurred for the meetings.

5.10.2.2 Loans and Advances Extended to Promoters

No Loans and Advances have been extended to promoters in the reporting period.

Compensation to Key Management Personnel

S	Particulars	Short Term Employee Benefits	Post-Employment Benefits	Other Long term benefits	Termination Benefits	Share Based Payments
1	Mr. Parbat Kumar Karki (CEO)	37,90,636	-	-	-	-
2	Mr. Sajal Khadka (DCEO)*	8,53,551	-	-	-	-
	Total	46,44,187	-	-	-	-

(* DCEO was appointed on 10th Magh, 2079)

The liabilities for defined retirement benefit plan & leave encashment are provided on an actuarial basis for the company as a whole, so the amounts pertaining to the key management personnel are not included above.

5.11 Contingent Liabilities

a) Tax dispute:

The Company has filed self-tax assessment return to the Inland Revenue Office upto fiscal year 2078/79. and received the tax clearance certificate for Fiscal year 2078-79 from Inland Revenue Department. There are no any tax related disputes and no appeals have been filed.

b) Undrawn and Undisbursed Facilities: None

c) Capital Commitment: None

d) Lease Commitments: None

e) Litigations: None

f) Other Commitments (Give details): None

The company does not have any contingencies as on 31st Asadh 2080.

5.12 Change in estimate

All accounting policies and practices have been applied consistently and no any changes in estimates were made in the year ended 31st Asadh, 2080.

5.13 Taxation

Income tax payable on profits is based on the applicable provisions of the Income Tax Act 2058 BS and is recognized as an expense in the period in which profits arise. Income tax expense is the aggregate of the charge to profit or loss in respect of current income tax and deferred income tax.

Current income tax is the amount of income tax payable on the taxable profit for the year determined in accordance with the relevant tax legislation and any adjustment to tax payable or receivable in respect of previous years. It is measured using tax rates enacted or substantively enacted at the reporting date.

Current Tax Asset(liability) relate to the current period and are measured as the netted off value of amount to be paid to taxation authorities against advance tax paid as at 31st Asadh 2080. Tax rates and laws used to compute the amount are in accordance to Income Tax Act, 2052.

5.14 Disclosure Effect of transition from previous GAAP to NFRS

5.14.1 Reconciliation of Equity

Particulars	Amount in NPR		Explanatory Note
	As at 31 Ashadh 2078	As at 31st Ashadh 2080	
Total equity under Previous G-AAP	621,330,408	638,699,605	
Adjustments under NFRSs:			
Impairment on loan and advances	-	-	
Fair value & employees benefit accounting of staff loan	-	-	
Lease accounting	-	(1,423,252)	Accounting as per NFRS 16
Measurement of investment securities at fair value	-	-	
Revaluation of property & equipment	-	-	
Impairment on Property and Equipment	-	-	
Recognition of investment property	-	-	
Amortisation of debt securities issued	-	-	
Tax Liability	-	3,673,312	
Deferred tax	(20,546,024)	1,207,829	Impact on Deferred Tax due to NFRS adjustments
Defined benefit obligation of employees	2,542,428	(2,634,623)	Leave Expenses Recognized based on Actuarial Valuation
Goodwill/Bargain purchase gain	-	-	
Interest income	65,954,615	52,881,097	Interest Income recorded on Accrual Basis
Staff Bonus due to NFRS	-	(4,534,991)	Impact on Staff Bonus due to NFRS adjustments
Proposed Cash Dividend	-	(1,736,628)	
Total Adjustment to Equity	47,951,020	47,432,745	
Total Equity Under NFRS	669,281,428	686,132,350	

5.14.2. Reconciliation of Statement of Profit or Loss

Particulars	For the Year Ended on 31st Ashadh 2080	Explanatory Note
Previous G.A.P	12980504.9	
<u>Adjustments under NFRSs:</u>		
Interest Income	(17,888,924.15)	Interest income on accrual basis as per NFRS
Impairment of Loan and Advances	-	
Employees Benefit amortisation under Staff Loan	-	
Defined benefit obligation of Employees	1,856,007.00	Adjustment as per actuarial valuation
Amortisation expenses of debt securities	-	
Other Operating Income	-	
Interest Expenses	-	
Depreciation and Amortisation	-	
Other	-	
Lease Expenses	481,740.14	Accounting as per NFRS 16
Deferred Tax Income/(Expenses)	10,509,511.61	Changes due to NFRS Adjustments
Current tax	3,673,312.06	Changes due to NFRS Adjustments
Total Adjustment to Profit or Loss	(1,368,353.34)	
Profit or Loss under NFRS	11,612,151.56	
Other Comprehensive Income	-3287797.1	
Total Comprehensive Income under NFRS	8,324,354.46	

5.14.3. Effect of NFRS Adoption for the Statement of Financial Position

Particulars	31st Ashadh 2078		31st Ashadh 2080		Adjustment	GAAP
	Previous GAAP	Transition to NFRS	Opening NFRS SoFP	Transition to NFRS		
	Amount	Amount	Amount	Amount		
Assets						
Cash and cash equivalent	9,933,367.00	(0.44)	9,933,367.44	-	22,807,233.00	
Bank	32,878,643.00	-	32,878,643.00	-	36,079,375.22	
Investments	502,901,848.00	502,901,848.00	-	-	100,443,211.45	
Derivative financial instruments	-	-	-	-	-	
Other trading assets	-	-	-	-	-	
Loans and Advances to SOBs & Cooperatives	-	-	-	-	-	
Loans and advances to customers	5,738,190,373.00	(65,954,613.47)	5,804,145,187.47	(32,881,066.72)	6,202,870,603.88	
Investment Securities	1,000,000.00	-	1,000,000.00	-	1,000,000.00	
Current Tax Assets	-	-	-	(40,883,213.88)	40,883,213.88	Income Receivable booked on loan & Advances
Investment property	-	-	-	-	-	
Property and Equipment	95,886,280.72	-	95,886,280.72	(33,858,731.12)	116,404,176.67	
Goodwill and Intangible Assets	3,037,420.91	-	3,037,420.91	-	932,894.86	Lease Accounting as per NFRS
Deferred tax Assets	-	-	-	(4,310,803.83)	4,310,803.83	
Other assets	144,325,914.00	34,290,380.97	90,035,533.03	34,644,443.35	77,977,326.17	Advance Tax Shown in current tax liability
Total Assets	6,528,174,045.63	491,237,613.06	6,036,936,432.57	(77,289,402.20)	6,003,709,061	
Liabilities and Equity						
Liabilities						
Due to Bank and Financial Institutions	500,000,000.00	-	500,000,000.00	-	-	
Due to Nepal Rastra Bank	-	(0.20)	1,130,214,673.20	-	1,347,385,856.66	
Derivative Financial Instruments	1,130,214,673.00	0.44	4,329,196,512.56	-	4,386,326,823.87	
Deposit from customers	4,329,196,513.00	-	10,454,024.94	-	3,563,073.53	Advance Tax Shown in current tax liability
Borrowings	59,086,449.00	48,632,434.06	-	-	-	
Current Tax Liabilities	-	-	-	-	-	
Provisions	-	-	-	-	-	
Deferred tax Liability	-	(14,899,982.60)	14,899,982.60	-	-	Deferred tax liabilities arisen from NFRS
Other liabilities	88,346,004.00	2,354,345.88	85,791,658.12	(36,593,889.70)	184,828,240	Lease Accounting as per NFRS
Debt Securities Issued	-	-	-	-	-	
Subordinated Liabilities	-	-	-	-	-	
Total liabilities	5,906,843,039.00	36,386,787.58	5,870,556,851.42	(31,030,816.17)	5,918,742,928.13	
Equity						
Share Capital	471,370,330.00	78,361,734.73	392,808,775.23	-	304,366,467.30	Share not recognized in NFRS
Share premium	-	-	-	-	-	
Retained earnings	42,070,906.00	(70,094,702.80)	112,165,608.80	(144,612.81)	14,821,176.13	Share not recognized in NFRS
Other Reserves	107,888,972.00	(36,418,073.11)	164,307,045.11	(46,121,923.71)	163,778,497.97	NFRS Adjustments
Total equity attributable to equity holders	621,330,208.00	(47,951,021.15)	669,281,429.15	(46,366,536.53)	684,966,141.41	
Non-controlling interests	-	-	-	-	-	
Total equity	621,330,208.00	(47,951,021.15)	669,281,429.15	(46,366,536.53)	684,966,141.41	
Total equity and liabilities	6,528,174,047.00	(31,664,233.57)	6,539,838,780.57	(77,297,957.89)	6,003,709,061.54	
Contingent liabilities and commitment	-	-	-	-	-	
Net assets value per share	1,354.93	-	1,664.89	-	1,309.31	

5.14.4 Effect of NFRS adoption for Statement of Profit or Loss and Other Comprehensive Income
F.Y. Ending 31st Ashadh 2080

Particulars	Effect of		Explanatory Note	
	Previous GAAP	Transition to NFRS		Amount as per NFRS
Interest Income	974,766,531.36	(19,875,687.85)	954,890,843.51	Income recognised on accrual basis
Interest Expense	704,431,736.21	4,222,874.63	708,654,610.84	Finance cost on lease
Net Interest Income	270,334,795.15	(24,098,562.48)	246,236,232.67	
Fees and Commission Income	64,678,511.97	59,121.90	64,737,633.87	Rectification Adjustments
Fees and Commission Expense	-	-	-	
Net fee and Commission income	64,678,511.97	59,121.90	64,737,633.87	
Net interest fee and commission income	335,013,307.12	(24,039,440.58)	310,973,866.54	
Net Trading Income	-	-	-	
Other Operating Income	-	-	-	
Total operating income	-	-	-	
Impairment charge (reversal) for loans and other losses	28,935,400.60	-	28,935,400.60	
Net Operating income	306,077,906.52	(24,039,440.58)	282,038,465.93	
Personnel Expense	218,272,040.60	(3,752,481.60)	214,519,559.00	Staff bonus change from NFRS adjustments
Other Operating Expenses	61,377,451.64	(18,367,065.01)	43,010,386.63	Lease Expenses not recognised on NFRS
Depreciation and Amortisation	7,884,835.84	13,631,283.04	21,516,118.88	Depreciation on ROU Assets
Operating expenses	287,534,328.08	(8,488,263.57)	279,046,064.51	
Net operating Profit	18,543,578.43	(15,551,177.01)	2,992,401.42	
Non operating Income	-	-	-	
Non operating Expense	-	-	-	
Profit before income tax	18,543,578.43	(15,551,177.01)	2,992,401.42	
Income tax expense	-	-	-	

Current tax	5,563,073.53	(3,673,312.06)	1,889,761.47	Changes from NFRS adjustments
Deferred tax income / (expense)	-	(10,509,511.61)	(10,509,511.61)	Changes from NFRS adjustments
Profit for the year	12,980,504.90	(1,368,353.34)	11,612,151.56	
Other Comprehensive Income	-		(3,287,797.10)	
Total Comprehensive Income	-	-	8,324,354.46	

5.14.5. Effect of NFRS Adoption for the Statement of Financial Position

Particulars	F.Y. Ending 31st Ashadh 2080	
	Previous GAAP	Amount as per NFRS
Net Cash Flows from Operating Activities	-75780966.32	47490013.6
Net Cash Flows from Investing Activities	-504305.86	-47490014.2
Net Cash Flows from Financing Activities	0	0
Net increase/(decrease) in cash and cash equivalent	-76285272.18	0.00
Cash and cash equivalent at the beginning of the period	235615311.9	0
Cash and cash equivalent at the end of the period	159330039.7	0.00

Lease Expenses, Interest
Income adjustment on NFRS
ROU assets recognised in
NFRS



नेपाल राष्ट्र बैंक
लघुवित्त संस्था सुपरिवेक्षण विभाग



केन्द्रीय कार्यालय
बालुवाटार, काठमाडौं
फोन नं.: ४४१२८२३
फ्याक्स नं.: ४४१२२२४
Web site: www.nrb.org.np
Email: nrbmfpsd@nrb.org.np
पोस्ट बक्स नं.: ७३

पत्र संख्या: ल.वि.स.सु.वि./गैर-स्थलगत/किसान/०८०/८१/२२८

मिति: २०८०/१०/१०

श्री किसान लघुवित्त वित्तीय संस्था लिमिटेड,
कारिटे कार्यालय, बुढानिलकण्ठ-८, काठमाडौं ।

विषय: आर्थिक वर्ष २०७९/८० को वार्षिक वित्तीय विवरणहरु प्रकाशन गर्ने सम्बन्धमा ।

महाराज,

त्यस संस्थाले पेश गरेको आर्थिक वर्ष २०७९/८० को लेखापरीक्षण भएको बासलात, नाफा नोक्सान हिसाब, सोसंग सम्बन्धित अनुसूचीहरु, लेखापरीक्षकको प्रारम्भिक तथा अन्तिम लेखापरीक्षण प्रतिवेदन र सो उपर व्यवस्थापनको प्रतिक्रिया, लड्डफर्म अडिट रिपोर्ट लगायतका वित्तीय विवरणहरुको आधारमा गैर-स्थलगत सुपरिवेक्षण गर्न देखिएका कैफियतहरुका सम्बन्धमा अन्य प्रचलित कानूनी व्यवस्था समेतको पालना गर्ने भरो देहाय बमोजिमका निर्देशनहरु शेरघर्नीहरुको जानकारीका लागि वार्षिक प्रतिवेदनको छुट्टै पानामा प्रकाशन तथा कार्यान्वयन गर्ने गरी संस्थाले प्रस्ताव गरे अनुसार वार्षिक साधारण सभा प्रयोजनको लागि आर्थिक वर्ष २०७९/८० को वित्तीय विवरण प्रकाशन गर्न सहमति प्रदान गरिएको व्यहोरा निर्णयानुसार अनुरोध छ ।

- बैंक तथा वित्तीय संस्था सम्बन्धी ऐन, २०७३ को दफा ९ को उपदफा (१) बमोजिम सर्वसाधारण शेर स्वामित्व कम्तीमा ३० प्रतिशत कायम गर्नु हुन ।
- यस बैंकबाट इजाजतपत्रप्राप्त "घ" वर्गका लघुवित्त वित्तीय संस्थाहरुलाई जारी गरिएको एकीकृत निर्देशन, २०७९ को निर्देशन नं. ११/०७९ को बुँदा नं.३ को उपबुँदा ३ (क) मा इजाजतप्राप्त संस्थाले कर्जा स्वीकृत गर्नु अगावै कर्जा सूचना केन्द्रबाट अनिवार्य रुपमा कर्जा सूचना लिनु पर्ने व्यवस्था भए बमोजिम अनिवार्य रुपमा कर्जा सूचना केन्द्रबाट सूचना लिएर मात्र कर्जा प्रवाह गर्नु हुन ।
- यस बैंकबाट इजाजतपत्र प्राप्त "घ" वर्गका लघुवित्त वित्तीय संस्थाहरुलाई जारी गरिएको एकीकृत निर्देशन, २०७९ को निर्देशन नं.१९/०७९ को बुँदा नं.२(ख) मा भएको व्यवस्था बमोजिम मात्र सेवा शुल्क लिने गर्नु हुन ।
- यस बैंकबाट इजाजतपत्रप्राप्त "घ" वर्गका लघुवित्त वित्तीय संस्थाहरुलाई जारी गरिएको एकीकृत निर्देशन, २०७९ को निर्देशन नं. ३/०७९ को बुँदा नं.२ (ज) मा "क", "ख" "ग" वर्गका बैंक तथा वित्तीय संस्थाहरुबाट कर्जा लिए/नलिएको सम्बन्धमा ऋणीको स्वघोषणा गराउनुको साथै कर्जा सूचनाको आधारमा समेत अन्य बैंक तथा वित्तीय संस्था (लघुवित्त वित्तीय संस्था समेत) कर्जा लिए/नलिएको यकीन गर्नु पर्ने व्यवस्था भए बमोजिम संस्थाले कर्जा प्रवाह गर्दा अन्य बैंक तथा वित्तीय संस्थाहरुसंग कर्जा लिए/नलिएको सम्बन्धमा स्वघोषणा गराउनु हुन ।
- संस्थामा रहेको पुँजीगत सम्पत्तिको व्यवस्थापनको लागि ३ महिनाभित्र सम्पूर्ण पुँजीगत सम्पत्तिहरुको भौतिक परीक्षण (Physical Verification) सम्पन्न गरी यस बैंकमा जानकारी गराउनु हुन ।
- संस्थाले निक्षेप तथा सुरक्षण कोषलाई कर्जा सुरक्षण वापत तिर्नु पर्ने अन्य दायित्व अन्तर्गत Deposit and Credit Protection Fund शीर्षकमा रहेको रकम रु.६,४१,८२,३६४।७३ लाई यथाशीघ्र हिसाब मिलान गरी जानकारी गराउनु हुन ।
- यस बैंकबाट इजाजतपत्रप्राप्त "घ" वर्गका लघुवित्त वित्तीय संस्थाहरुलाई जारी गरिएको एकीकृत निर्देशन, २०७९ को निर्देशन नं. ९/०७९ को बुँदा नं ५ मा संस्थाले नियमित रुपमा पठाउनु पर्ने तथ्याङ्क विवरणहरु विद्यमान व्यवस्थाको अलावा समानान्तर रुपमा सुपरिवेक्षकीय सूचना प्रणाली (Supervisory Information System, SIS) मा समेत पठाउनु पर्ने व्यवस्था भए बमोजिम २०८० साउन महिनादेखि तोकिए बमोजिमका तथ्याङ्क विवरणहरु यथाशीघ्र पठाउनु हुन ।
- संस्थाको आन्तरिक लेखापरीक्षण र बाह्य लेखापरीक्षण तथा यस बैंकको स्थलगत निरीक्षण तथा गैरस्थलगत सुपरिवेक्षणले औल्याएका थप अन्य कैफियतहरु समेत पुनः नदोहोरिने गरी सुधार गर्नु हुन ।

भवदीय,

(तेजबहादुर श्रेष्ठ)
उप-निर्देशक

सोधार्थ :

- नेपाल राष्ट्र बैंक, बैंक तथा वित्तीय संस्था नियमन विभाग ।
- कार्यान्वयन इकाई, लघुवित्त संस्था सुपरिवेक्षण विभाग ।



नेपाल राष्ट्र बैंक, लघुवित्त संस्था सुपरीवेक्षण विभागको मिति २०८०/१०/११ को पत्र मार्फत आ.व. २०७९/८० को वार्षिक वित्तीय विवरणहरु प्रकाशित गर्न स्वीकृति प्रदान गरिएको पत्र मार्फत दिईएका निर्देशन सम्बन्धमा संचालक समितिको प्रतिउत्तर:

निर्देशन नं. (क) : बैंक तथा वित्तीय संस्था सम्बन्धी ऐन २०७३ को दफा ९ को उपदफा (१) बमोजिम सर्वसाधारण शेयरको स्वामित्व ३० प्रतिशत भन्दा बढी कायम गर्न हुन ।

प्रतिउत्तर : संस्था मर्जर तथा एक्विजीसनको कारणले यस वित्तीय संस्थाको संस्थापक तथा सर्वसाधारण शेयरको अनुपात नियामकीय सीमा भन्दा फरक परेकोमा सोलाई मिलाउन थप सार्वजनिक शेयर निष्काशन (फर्दर पब्लिक इश्यू) को प्रक्रिया अघि बढाईएकोमा सो कार्य अन्तिम चरणमा रहेको व्यहोरा अनुरोध छ ।

निर्देशन नं. (ख) : यस बैंकबाट इजाजतपत्रप्राप्त "घ" वर्गका लघुवित्त वित्तीय संस्थाहरुलाई जारी गरीएको एकिकृत निर्देशन, ११/२०७९ को बुदा नं.३ को उपबुदा ३ (क)मा इजाजतपत्रप्राप्त संस्थाले कर्जा स्वीकृत गर्नु अगावै कर्जा सूचना केन्द्रबाट अनिवार्य रुपमा कर्जा सूचना लिनुपर्ने व्यवस्था भए बमोजिम अनिवार्य रुपमा कर्जा सूचना केन्द्रबाट सूचना लिएर मात्र कर्जा प्रवाह गर्नु हुन ।

प्रतिउत्तर : संस्थाले कर्जा स्वीकृत गर्नु अगावै कर्जा सूचना केन्द्रबाट अनिवार्य रुपमा कर्जा सूचना लिनुपर्ने व्यवस्थालाई कडाईका साथ पालना गर्ने गरिएकोमा केही शाखाहरुबाट केही ग्राहकहरुको सो सूचना लिन छुट भएकोमा निर्देशन बमोजिम कार्यान्वयन गर्न सम्बन्धित शाखा तथा एरिया कार्यालयहरुलाई निर्देशन तथा परपत्र गरिएको व्यहोरा अनुरोध छ । साथै, सोको पुर्ण पालना तथा कार्यान्वयनको लागि केन्द्रीय कार्यालयमा कार्यरत सम्बन्धित विभागहरुले उचित नियन्त्रण प्रणालीको विकास गरी लागू गरिने समेत अनुरोध छ ।

निर्देशन नं. (ग) : यस बैंकबाट इजाजतपत्रप्राप्त "घ" वर्गको वित्तीय संस्थालाई जारी भएको एकिकृत निर्देशन, २०७९ को निर्देशन नं १९/०७९ को बुदा २ (ख) मा भएको व्यवस्था बमोजिम मात्र सेवा शुल्क लिने गर्न हुन ।

प्रतिउत्तर : निर्देशन बमोजिम हुने गरी सेवा शुल्क लिने व्यवस्था मिलाइएको व्यहोरा अनुरोध छ । यसलाई भविष्यमा समेत निरन्तरता दिइने छ ।

निर्देशन नं. (घ) : यस बैंकबाट इजाजतपत्रप्राप्त "घ" वर्गका लघुवित्त वित्तीय संस्थालाई जारी गरिएको एकीकृत निर्देशन, २०७९ को निर्देशन नं ३/०७९ को बुदा २ (ज) मा "क" "ख" "ग" वर्गका बैंक तथा वित्तीय संस्थाहरुबाट कर्जा लिए/नलिएको सम्बन्धमा ऋणीको स्व:घोषणा गराउनुको साथै कर्जा सूचनाको आधारमा समेत अन्य बैंक तथा वित्तीय संस्था (लघुवित्त वित्तिय संस्था समेत) कर्जा लिए/नलिएको यकीन गर्नु पर्ने व्यवस्था भए बमोजिम संस्थाले कर्जा प्रवाह गर्दा अन्य बैंक तथा वित्तीय संस्थाहरूसँग कर्जा लिए/नलिएको सम्बन्धमा स्व:घोषणा गराउनु हुन ।

प्रतिउत्तर : निर्देशन बमोजिम हुने गरी संस्थाले कर्जा प्रवाह गर्दा अन्य बैंक तथा वित्तीय संस्थाहरूसँग कर्जा लिए/नलिएको सम्बन्धमा स्व:घोषणा लिने व्यवस्थालाई पालना गर्ने गरिएकोमा केही शाखाहरुबाट सो छुट हुन गएकोमा सोलाई पुर्ण रुपमा कार्यान्वयन गर्न सम्बन्धित शाखा तथा एरिया कार्यालयलाई निर्देशन तथा परपत्र गरिएको व्यहोरा अनुरोध छ ।

निर्देशन नं. (ङ) : संस्थामा रहेको पूँजिगत सम्पत्तिको व्यवस्थापनको लागि ३ महीनाभित्र सम्पूर्ण पूँजिगत सम्पत्तिहरुको भौतिक परीक्षण (Physical Verification) सम्पन्न गरी यस बैंकमा जानाकरी गराउनु हुन ।

प्रतिउत्तर : निर्देशन बमोजिम संस्थामा रहेको पूँजिगत सम्पत्तिको भौतिक परीक्षण (Physical Verification) ३ महिनाभित्र सम्पन्न गरी तहाँलाई जानकारी गरिने व्यहोरा अनुरोध छ ।

निर्देशन नं. (च) : संस्थाले निक्षेप तथा सुरक्षण कोषलाई कर्जा सुरक्षण बापत तिर्नु पर्ने अन्य दायित्व अर्न्तगत Deposit And Credit protection Fund शीर्षकमा रहेको रकम रु.६,४१,८२,३६४।७३ लाई यथाशीघ्र हिसाब मिलान जानाकरी गराउनु हुन ।

प्रतिउत्तर : निर्देशन बमोजिम मिति २०८०।०६।३० मा सो कोषबाट रु २४,१२९,३३८।- सम्बन्धित व्यक्तिहरुको खातामा फिर्ता गरि हिसाब मिलान गरिएको व्यहोरा अनुरोध छ । साथै, सो कोषमा नियमित रुपमा रकम जम्मा हुने र प्रत्येक ६ महिनामा मात्र निक्षेप तथा कर्जा सुरक्षणकोषमा दाखिला गर्नुपर्ने भएकोले केही निश्चित रकम देखिरहने भएको हुँदा आवश्यकता अनुसार कोषबाट हिसाब मिलान गर्दै लगिने व्यहोरा समेत जानकारी अनुरोध छ ।

निर्देशन नं. (छ) : यस बैंक बाट इजाजतपत्रप्राप्त "घ" वर्गको वित्तीय संस्थालाई जारी भएको एकिकृत निर्देशन, २०७९ को निर्देशन नं ९/०७९ को बुँदा ५ मा संस्थाले नियमित रुपमा पठाउनुपर्ने तथ्याङ्क विवरण हरु विद्यमान व्यवस्थाको अलावा सामानान्तर रुपमा सुपरिवेक्षकीय सूचना प्रणाली (Supervisory Information System, SIS) मा समेत पठाउनुपर्ने व्यवस्था भए बमोजिम २०८० साउन महिनादेखि तोकिए बमोजिमका तथ्याङ्क विवरणहरु यथाशस्त्र पठाउनु हुन ।

प्रतिउत्तर : निर्देशन बमोजिम हुने गरी तोकिए बमोजिमका तथ्याङ्क विवरणहरु पठाउन सुरु गरी सकिएको व्यहोरा अनुरोध छ । साथै, यसलाई आगामी दिनमा पुर्ण रुपमा कार्यान्वयन गर्दै लगिने समेत अनुरोध छ ।

निर्देशन नं. (ज) : संस्थाको आन्तरिक लेखापरीक्षण र बाह्य लेखापरीक्षण प्रतिवेदनमा औल्याइएका धप अन्य कैफियतहरु पुनः नदोहोरिने गरी सुधार गर्न हुन ।

प्रतिउत्तर : निर्देशन बमोजिम आन्तरिक तथा बाह्य लेखापरीक्षण प्रतिवेदमा औल्याइएका धप अन्य कैफियतहरु पुनः नदोहोरिने गरी कार्य गर्न सम्बन्धित शाखा तथा एरिया कार्यालयहरुलाई निर्देशन तथा परिपत्र गरिएको तथा सो कार्यलाई धप प्रभावकारी बनाउन केन्द्रीय कार्यालयमा कार्यरत विभागीय प्रमुखहरुलाई फोकल पर्सनको रुपमा तोकेर कार्य गरिएको समेत व्यहोरा अनुरोध छ ।

प्रबन्धपत्रमा प्रस्तावित संशोधनको तीन महले विवरण

दफा	साविकको व्यवस्था	प्रस्तावित संशोधन	संशोधन गर्नुपर्ने कारण
१	बस कम्पनीको नाम "किस्मान लघुवित्त वित्तीय संस्था लिमिटेड" हुनेछ र बज्रलाई अंग्रेजीमा अभिलेख, बज्रलाई बसपाठि "वित्तीय संस्था" भनी उल्लेख गरिने छ ।	बस कम्पनीको नाम "नाम्बुनि लघुवित्त वित्तीय संस्था लिमिटेड" हुनेछ र बज्रलाई अंग्रेजीमा अभिलेख, बज्रलाई बसपाठि "वित्तीय संस्था" भनी उल्लेख गरिने छ ।	किस्मान लघुवित्त वित्तीय संस्था लि. र जाल्पा सामुदायिक लघुवित्त वित्तीय संस्था लि. विच एक आपसमा गाभ्ने गामिने सतवन्धीता भएको सहमति पत्तोभैला ।
६(ख)	वित्तीय संस्थाको जारी पुँजी रु.६७,१०,६११.०८५१७५ (अहरोषे सतसठ्ठी करोड दस लाख बैसठ्ठी हजार नौ सव पचासी र पैसा पयततर मात्र) हुनेछ । सो पुँजीलाई प्रति शेयर रु.१००/-दरका ६७,१०,६११.०८ (सतसठ्ठी लाख दस हजार छ सव उल्लेख दशमलव मात्र छ) बाब साधारण शेयरता वित्तोजन गरिइएको छ ।	वित्तीय संस्थाको जारी पुँजी रु.७७,५६,१७०,०८१.६१ (अहरोषे सतततर करोड छपन्न लाख सत्र हजार एकचालिस र पैसा एकसठ्ठी मात्र) हुनेछ । सो पुँजीलाई प्रति शेयर रु.१००/-दरका ७७,५६,१७०.०८ (सतततर लाख छपन्न हजार एक सव सतरी दशमलव चार दुई) बाब साधारण शेयरता वित्तोजन गरिइएको छ ।	किस्मान लघुवित्त वित्तीय संस्था लि. र जाल्पा सामुदायिक लघुवित्त वित्तीय संस्था लि. एक आपसमा गामिप पश्चात काबल हुने जारी पुँजी ।
६(ग)	वित्तीय संस्थाको चुल्ल पुँजी रु.६७,१०,६११.०८५१७५ (अहरोषे सतसठ्ठी करोड दस लाख बैसठ्ठी हजार नौ सव पचासी र पैसा पयततर मात्र) हुनेछ ।	वित्तीय संस्थाको चुल्ल पुँजी रु.७७,५६,१७०,०८१.६१ (अहरोषे सतततर करोड छपन्न लाख सत्र हजार एकचालिस र पैसा एकसठ्ठी मात्र) हुनेछ ।	किस्मान लघुवित्त वित्तीय संस्था लि. र जाल्पा सामुदायिक लघुवित्त वित्तीय संस्था लि. एक आपसमा गामिप पश्चात काबल हुने चुल्ल पुँजी ।
६(घ)	वित्तीय संस्थाले जारी पुँजीको ३३ (तेतीस) प्रतिशत साधारण शेयर सर्वसाधारणलाई वित्रीको लागि छुट्याइएको छ ।	वित्तीय संस्थाले जारी पुँजीको ३१.११ (बतिस दशमलव नौ एक) प्रतिशत साधारण शेयर सर्वसाधारणलाई वित्रीको लागि छुट्याइएको छ ।	किस्मान लघुवित्त वित्तीय संस्था लि. र जाल्पा सामुदायिक लघुवित्त वित्तीय संस्था लि. एक आपसमा गामिप पश्चात काबल हुने सर्वसाधारण शेयरको अंश संशोधन हुने भएकोले ।
६(ङ)	संस्थापक शेयरधनीहरूलाई सल्ल "क" मा वर्गिकरण गरिइएको छ र सो सल्लको शेयर स्वाभित्व ६७ (सतसठ्ठी) प्रतिशत हुनेछ ।	संस्थापक शेयरधनीहरूलाई सल्ल "क" मा वर्गिकरण गरिइएको छ र सो सल्लको शेयर स्वाभित्व ६७.०१ (सडसठ्ठी दशमलव शुल्ल नौ) प्रतिशत हुनेछ ।	किस्मान लघुवित्त वित्तीय संस्था लि. र जाल्पा सामुदायिक लघुवित्त वित्तीय संस्था लि. एक आपसमा गामिप पश्चात काबल हुने संस्थापक शेयरधनीको अंश संशोधन हुने भएकोले ।
६(च)	सर्वसाधारणता बित्री गरिने शेयर सरिद गर्ब शेयरधनीलाई सल्ल "ख" मा वर्गिकरण गरिइएको छ । सो सल्लको शेयर स्वाभित्व ३३ (तेतीस) प्रतिशत हुनेछ । बस सल्लको कुल शेयर लटबेबाट जारी पुँजीको बहीला ०.५ प्रतिशतसम्म शेयर संस्थाका	सर्वसाधारणता बित्री गरिने शेयर सरिद गर्ब शेयरधनीलाई सल्ल "ख" मा वर्गिकरण गरिइएको छ । सो सल्लको शेयर स्वाभित्व ३१.११ (बतिस दशमलव नौ एक) प्रतिशत हुनेछ । बस सल्लको कुल शेयर लटबेबाट जारी पुँजीको बहीला	किस्मान लघुवित्त वित्तीय संस्था लि. र जाल्पा सामुदायिक लघुवित्त वित्तीय संस्था लि. एक आपसमा गामिप पश्चात काबल हुने सर्वसाधारण शेयरको अंश संशोधन हुने भएकोले ।

कर्जपारीहरूलाई छुट्याई संचालक समितिको निर्णय बमोजिम बिजुली वितरण गर्न सकिनेछ ।	०.५ प्रतिशतसम्म शेयर संख्याका कर्जपारीहरूलाई छुट्याई संचालक समितिको निर्णय बमोजिम बिजुली वितरण गर्न सकिनेछ ।
--	--

निचलापरीक्षा प्रस्तावित संशोधनको तीन महल्ले विवरण

विचन	साविकको व्यवस्था	प्रस्तावित संशोधन	संशोधन गर्नुपर्ने कारण
१	बस कम्पनीको नाम "किसान लघुवित्त वितीय संस्था लिमिटेड" हुनेछ र बसलाई अंग्रेजिमा मलिनैछ, जसलाई बसपछि "वित्तीय संस्था" भनी सतबोधन गरिने छ ।	बस कम्पनीको नाम "मातृभूमि लघुवित्त वितीय संस्था लिमिटेड" हुनेछ र बसलाई अंग्रेजिमा मलिनैछ जसलाई बसपछि "वित्तीय संस्था" भनी सतबोधन गरिने छ ।	किसान लघुवित्त वितीय संस्था लि. र जाल्पा सामुदायिक लघुवित्त वितीय संस्था लि. विच एक आपसमा गाभने गाभिनै सतबन्दी मा भएको सतभौता बमोजिम ।
३ (घ)	"वित्तीय संस्था" भन्नाले किसान लघुवित्त वितीय संस्था लिमिटेड सतभन्नु पर्छ ।	"वित्तीय संस्था" भन्नाले मातृभूमि लघुवित्त वितीय संस्था लिमिटेड सतभन्नु पर्छ ।	किसान लघुवित्त वितीय संस्था लि. र जाल्पा सामुदायिक लघुवित्त वितीय संस्था लि. विच एक आपसमा गाभने गाभिनै सतबन्दी मा भएको सतभौता बमोजिम ।
३२को उपविबस १ (क)	संचालक समितिको बैठकमा उपस्थित भए वापत अटबन्ध र अन्य संचालकले पाउने प्रति बैठक भत्ता क्रमशः रु.३,००० र रु. ५,००० हुनेछ ।	संचालक समितिको बैठकमा उपस्थित भए वापत अटबन्ध र अन्य संचालकले पाउने प्रति बैठक भत्ता क्रमशः रु.८,००० र रु. ७,००० हुनेछ ।	समय साधेका बनाउन, अन्य लघुवित्तीय संस्थाहरूमा कायम भएको भत्तामा एक-रूपता कायम गर्न ।

किसान लघुवित्त वितीय संस्था लिमिटेडको

पाँचौ वार्षिक साधारण सभामा सञ्चालक समितिको तर्फबाट अध्यक्षज्यूद्वारा प्रस्तुत

किसान लघुवित्त वितीय संस्था लिमिटेड र जाल्पा सामुदायिक लघुवित्त वितीय संस्था लिमिटेड बीच एक आपसमा गाभ्ने गामिने (मर्जर) सम्बन्धमा प्रतिवेदन ।

आदरणीय शेखरधनी महानुभावहरु,

किसान लघुवित्त वितीय संस्था लिमिटेडको पाँचौ वार्षिक साधारण सभामा उपस्थित हुनु भएका सम्पूर्ण शेखरधनी महानुभावहरुमा सञ्चालक समिति र मेरो व्यक्तिगत तर्फबाट पुनः हार्दिक स्वागत एवं अभिवादन गर्दछु ।

नेपालको बिकट हिमाली, पहाडी तथा तराई जिल्लाका गाउँपालिकाहरुमा बसोबास गर्ने गरिब तथा बिपन्न परिवारहरुको आर्थिक तथा सामाजिक स्तर उकास्ने उद्देश्यका साथ नेपाल सरकार, कतपत्ती रजिष्ट्रारको कार्यालयमा मिति २०७५ माघ ०७ गते दर्ता भई नेपाल राष्ट्र बैंकबाट मिति २०७५ फागुन ३ गते राष्ट्रिय स्तरको "घ" वर्गको लघुवित्त वितीय संस्थाको रूपमा इजाजतपत्रप्राप्त यस किसान लघुवित्त वितीय संस्था लि. (साविकको धनआरक्षण लघुवित्त वितीय संस्था लि.) ले पछिल्लो समयमा नेपाल राष्ट्र बैंकले लिइएको बैंक तथा वितीय संस्थालाई एक आपसमा गाभ्ने तथा गामिने नीतिलाई आत्मसाथ गर्दै संस्था स्थापना भएको छोटो समयमा साविकको किसान, रामारोशन, क्रिष्टिम र दिव्य लघुवित्त वितीय संस्था लि. सींग एक आपसमा गाभ्ने तथा गामिने कार्य जारी देशव्यापी रूपमा शाखा सञ्जाल विस्तार गर्न सफल भएको छ । वितीय पहुँच कम भएका, गरिब तथा बिपन्न वर्गहरु, सिमान्तकृत वर्ग, अल्पसंख्यक समुदाय आदिलाई वितीय सेवाका साथसाथै वितीय साक्षरता, सामाजिक चेतना, उद्यमशीलताको बिकास, साना तथा घरेलु व्यवसाय प्रवर्द्धन गर्ने कार्यहरु गर्दै आएको छ । हाल यस वितीय संस्थाले सात वटा प्रदेश अर्न्तगतका ४८ जिल्लामा १३७ वटा शाखा कार्यालय मार्फत १ लाख १९ हजार ग्राहक सदस्यहरुको धरदैलोमा पुगी लघुवित्त वितीय सेवा पुर्याइरहेको छ ।

नेपालको बिकट कर्णाली र सुदूर पश्चिम प्रदेशका दूर दुराजका स्थानहरुमा शाखा स्थापना जारी लघुवित्त सेवा प्रदान गर्दा आम सर्वसाधारणको वितीय संस्थातर्फको विश्वासनिधतामा बृद्धि भई थप उत्साहका साथ लघुवित्त सेवा प्रवाह गर्न सक्षम भएको त्यहोरा खत्रीहरु समक्ष जानकारी गराउन चाहन्छु । यस दौरानमा कोभिड १९ आर्थिक मन्दी तथा लघुवित्त क्षेत्रमा देखिएको असहज परिस्थिति लगायतका बाधा अवरोधहरु पार गर्दै आज यस वितीय संस्थाको पाँचौ वार्षिक साधारण सभामा उपस्थित भई खत्रीहरुलाई स्वागत गर्न पाउँदा जोरवाग्वित्त महसुस गरिरहेको छु ।

लघुवित्त क्षेत्रमा देखिएको चुनौतीहरु र नेपाल राष्ट्र बैंकले बैंक तथा वितीय संस्थाहरुलाई मर्जरमा जाल प्रोत्साहन गरेको कुराहरुलाई आत्मसाथ गर्दै उपयुक्त लघुवित्त वितीय संस्थाको खोजी जारी मर्जरमा जानका लागि वितीय संस्थाको २०७९ वैत्र २८ गते सम्पन्न भएको चौथो वार्षिक साधारण सभाबाट सञ्चालक समितिलाई अनिश्चारी प्रदान गरिएको थियो । फलस्वरूप साधारण सभाको भावना र निर्देशनलाई ध्यानमा राख्दै मर्जर समितिले विभिन्न लघुवित्त वितीय संस्थाहरुसँग मर्जर सम्बन्धमा छलफलहरु अघि बढाउँदै जाँदा बृटवल उपमहानगपालिकामा केन्द्रीय (रजिष्टर्ड) कार्यालय रहेको जाल्पा सामुदायिक लघुवित्त वितीय संस्था लिमिटेडसँग मर्जरमा जाने सहमति गर्दा कोशी, मधेश, बाजुरी, कर्णाली र सुदूरपश्चिम प्रदेशमा किसान लघुवित्त वितीय संस्थाको र जाण्डकी र लुम्बिनी प्रदेशमा जाल्पा सामुदायिक लघुवित्त वितीय संस्थाको उल्लेखिय उपस्थिति रहने हुँदा संस्थाको शाखा सञ्जाल राष्ट्रव्यापी हुने, शाखा तथा ग्राहक सदस्यहरुमा दोहोरोपमा वृद्धि हुने, मर्जर पश्चात बन्ने संस्थाको पूँजीमा बृद्धि भई संस्थाको जोरिम बहन गर्ने क्षमतामा बृद्धि हुने, लघुवित्त सेवा मपुगेका क्षेत्रहरुमा कार्यक्रम विस्तार जारी थप व्यवसाय बृद्धि गर्न सकिने लगायतका सकारात्मक तथ्यहरुलाई दृष्टिगत गर्दै हालसम्म दुवै वितीय संस्थाले अगाडिको उच्चतम संस्थागत सुशासन, वितीय अनुशासन, कुशल मानव संसाधन तथा ग्राहक एवं शेखरधनीहरुको समुचित जस्ता मुख्य रणनीतिक आधारहरुलाई नै कायम राख्दै दुवै वितीय संस्था एक आपसमा गाभ्ने गामिने सहमत भयो । संस्था मर्जर पश्चात हाल भएका केही शाखाहरुलाई मर्ज जारी अन्य शाखा कार्यालयहरुलाई ख्यावत सञ्चालन गर्ने र दुवै वितीय संस्थाहरुको सफल पक्ष र क्षमतालाई बढी मन्दा बढी उपलब्धीमुलक र प्रभावकारी रूपमा अघि बढाई ग्राहकहरुलाई स्तरीय लघुवित्त वितीय सेवा प्रवाह गर्ने, शेखरधनीहरुलाई प्रतिस्पर्धात्मक प्रतिफल दिने, निक्षेपकर्ता लगायत सरोकारवालाहरुको हित संरक्षण गर्ने, देशको गरिबी न्यूनीकरण गर्ने कार्यमा सहयोगी बन्ने लगायतका उद्देश्य, औचित्य र आवश्यकताका साथ जाल्पा सामुदायिक लघुवित्त वितीय संस्था लिमिटेडसँग एक आपसमा गाभ्ने गामिने सम्बन्धमा २०८० साउन ९ गते काठमाडौंमा प्रारम्भिक समझदारीपत्र (MOU) मा हस्ताक्षर सम्पन्न गरियो । मर्जर कार्यलाई पूर्णता दिन र सो सम्बन्धमा आवश्यक निर्णयहरु लिनका लागि दुवै वितीय संस्थाको तर्फबाट प्रतिनिधित्व रहने जारी ६ सदस्यीय संयुक्त मर्जर समिति गठन गरियो । समझदारीपत्र (MOU) मा हस्ताक्षर गरे पश्चात आवश्यक कागजातहरु सहित दुवै वितीय संस्था एक आपसमा गाभ्ने गामिने सम्बन्धमा सैद्धान्तिक सहमतिका लागि मिति २०८० साउन १० गते संयुक्तरूपमा नेपाल राष्ट्र बैंकमा निवेदन पेश गरियो । तत्पश्चात नेपाल राष्ट्र बैंकबाट मिति २०८० मदी १८ गते यस वितीय संस्था र जाल्पा सामुदायिक लघुवित्त वितीय संस्था लिमिटेड एक आपसमा गाभ्ने गामिनेका लागि सैद्धान्तिक सहमति प्राप्त भयो ।



शेयरघनी महानुभावहरू,

सैद्धान्तिक सहमति प्राप्त गरिसकेपछि संयुक्त मर्जर समितिले दुबै वित्तीय संस्थाको सतृपति, दायित्व र कारोवारको मूल्याङ्कन लेसापरीक्षण (Due Dilligence Audit) गर्न N.B Rokaya & Associates, Chartered Accountants, Kathmandu लाई मूल्याङ्कनकर्ताको रूपमा नियुक्त गरियो । उक्त कम्पनीबाट प्राप्त प्रतिवेदनमा जाल्पा सामुदायिक लघुवित्त वित्तीय संस्था लिमिटेडले १ (एक) किता शेयर प्राप्त गर्दा किसान लघुवित्त वित्तीय संस्था लिमिटेडले ०.८०८८ (शुन्च दशमलव आठ शुन्च आठ आठ) किता शेयर प्राप्त गर्ने गरी शेयर आदान प्रदान अनुपात कायम भएको देखियो । बैंक तथा वित्तीय संस्था एक आपसमा गाभने गाभिनै (मर्जर) तथा प्राप्ती (एक्विजिशन) सबन्धी विनियमावली, २०७३ को टफा ९ को "क" मा भएको व्यवस्था बमोजिम मूल्याङ्कन लेसापरीक्षण (Due Diligence Audit) बाट देखिएको आधार नेटवर्थमा जाल्पा सामुदायिक लघुवित्त वित्तीय संस्था लिमिटेडको सुद सतृपतिको १० प्रतिशतले कम गरी समाचोजित आधार नेटवर्थ गणना गर्ने गरी संयुक्त मर्जर समितिको मिति २०८० मंसिर २० गतेको बैठकले निर्णय गर्‍यो । सो बमोजिम समाचोजन गर्न आधार नेटवर्थमा १० प्रतिशतले घटाइर जाल्पा सामुदायिक लघुवित्त वित्तीय संस्था लिमिटेडले १ (एक) किता शेयर प्राप्त गर्दा किसान लघुवित्त वित्तीय संस्था लिमिटेडले ०.८८३६ (शुन्च दशमलव आठ आठ तीन घार) किता शेयर प्राप्त गर्ने गरी अर्थात् १००:८८.३६ समाचोजित शेयर आदान प्रदान अनुपात (Adjusted Share Swap Ratio) कायम भएको मूल्याङ्कन प्रतिवेदन (DDA Report) N. B. Rokaya & Associates, Chartered Accountants बाट प्राप्त भयो । मूल्याङ्कनकर्ताबाट प्राप्त समाचोजित शेयर स्वाप अनुपात प्रतिवेदन बमोजिम संयुक्त मर्जर समितिको मिति २०८० मंसिर २१ गतेको बैठकले शेयर स्वाप अनुपात १:०.८८३६ कायम गरेको र सोलाई यस वित्तीय संस्थाको सञ्चालक समितिको मिति २०८० पुष १५ गतेको बैठकले अनुमोदन गरेको तथा दुवै संस्था एक आपसमा गाभने गाभिनै कार्य सतृपन्न गर्न अन्तिम सम्झौतापत्र तयार गरी सञ्चालक समितिलाई सिफारिस गरे बमोजिम संयुक्त मर्जर समितिले गरेका सतृपपूर्ण कार्यहरू र मर्जर सतृपबन्धमा भएका सर्च अनुमोदन तथा दुवै संस्था एक आपसमा गाभने गाभिनै सतृपबन्धमा अन्तिम सम्झौता सतृपन्न गरी निर्णयार्थ यस सभा सभा प्रस्तावको रूपमा पेश गरिएको छ ।

मर्जर पछिको वित्तीय अवस्था :

२०८० साल पुस मसान्तसम्मको लेसापरीक्षण लभएको वित्तीय अवस्थाको विश्लेषण गर्दा किसान लघुवित्त वित्तीय संस्थाले जाल्पा सालघुवित्त वित्तीय संस्थालाई गाभे पश्चात बन्ने संस्थाको प्रमुख वित्तीय सुचकांकहरू देहाय बमोजिम रहने देखाइयो शेयरघनी महानुभावहरूलाई जानकारी गराउन चाहन्थु ।

(२०८० पौष मसान्तसम्मको तथ्यांकमा आधारित)

क्र.सं.	विवरण	किसान लघुवित्त	जाल्पा सामुदायिक लघुवित्त	जम्मा
१	घुक्ता पुँजी	५०,४३,६६,४६७	१८,२८,००,०००	६२,८३,५७,३३६.९४
२	साधारण जगेडा कोष तथा संचित मुनाफा	१०,५७,८२,६०३	३२,९५,२३,१७५	४९,५१,१४,९०८
३	बचत परिचालन	१,३२,९१,६१,१९१	२,६६१,६३०,४७२.५२	३,९९,०७,९१,६६३
४	कर्जा तथा सापट	६,६८,७२,८३,४५१	५,०५,०७,०५,०३०	११,७३,७९,८८,४८१
५	संचालन भाषा/(घाटा)	(५,५८,८१,९३३)	३२,२६,१३५	(५,२६,५५,७९८)
६	सुद भाषा/(घाटा)	(५,५८,८१,९३३)	२२,५८,२९५	(५,३६,२३,६३८)
७	शाखा संख्या	१३७	९९	२०८
८	कर्मचारी संख्या	४८३	४९६	९७९
९	ग्राहक संरक्षणकोष	६८,५४,१६३	७,१८,२९,५७४	७,८६,८३,७३७
१०	संस्थागत सामाजिक उत्तरदायित्वकोष	२४,३४,९४८	६,३७,८३४	३०,७२,७८२
११	स्थीर सतृपति	८,३४,७८,३४०	५४,१०५,७४९	१३,७५,८४,०८९
१२	पुँजी कोष	८.६८	८.३३	९.०१
१३	निष्कृच कर्जा	७.४४	७.१०	७.२९
१४	प्रति शेयर नेटवर्थ	१२०.९७	२८०.२६	१७८.६

टिप्पणः जाल्पा लघुवित्त लघुवित्त वित्तीय संस्थाबाट उपलब्ध भएको तथ्यांक बमोजिम ।

शेअरधनी महजुमावहरु,

अन्तमा, यस वार्षिक साधारण सभामा उपस्थित भई सक्रियरुपमा सहभागीता जलाई दिनु मागकोमा उपस्थित सबैमा धन्यवाद ज्ञापन गर्दछु । साथै, मर्जर सम्बन्धी कार्यलाई सफल बनाउन महत्वपूर्ण भूमिका खेल्ने संयुक्त मर्जर समिति, मर्जरको कार्यमा संलग्न कर्मचारी साथीहरु र दुवै संस्थाको सम्पत्ति, दायित्व र कारोबारको मूल्याङ्कन लेखापरीक्षण (Due Dilligence Audit) गर्ने N.B Rokaya & Associates, Chartered Accountants, Kathmandu लाई सनेत धन्यवाद ज्ञापन गर्दछु । दुवै वित्तीय संस्थाको सम्पत्ति, दायित्व र कारोबारको मूल्याङ्कनकर्ताबाट मूल्याङ्कन भए अनुसारको शेअर आदान प्रदान अनुपातका आधारमा यस वित्तीय संस्थाले बुटवल उपमहानगरपालिका स्थित केन्द्रीय (रेजिष्टर्ड) कार्यालय रहेको जाल्पा सामुदायिक लघुवित्त वित्तीय संस्था लिमिटेडलाई गाभ्ने सम्बन्धी सम्पूर्ण प्रस्तावहरु पारित गरिदिएकुकुन सभामा उपस्थित सम्पूर्ण शेअरधनी महजुमावहरुमा हार्दिक अङ्कुरोध गर्दछु ।

धन्यवाद ।

संचालक समितिको तर्फबाट

लोक राज शर्मा

अध्यक्ष



एरिया तथा शाखा कार्यालयको विवरण:

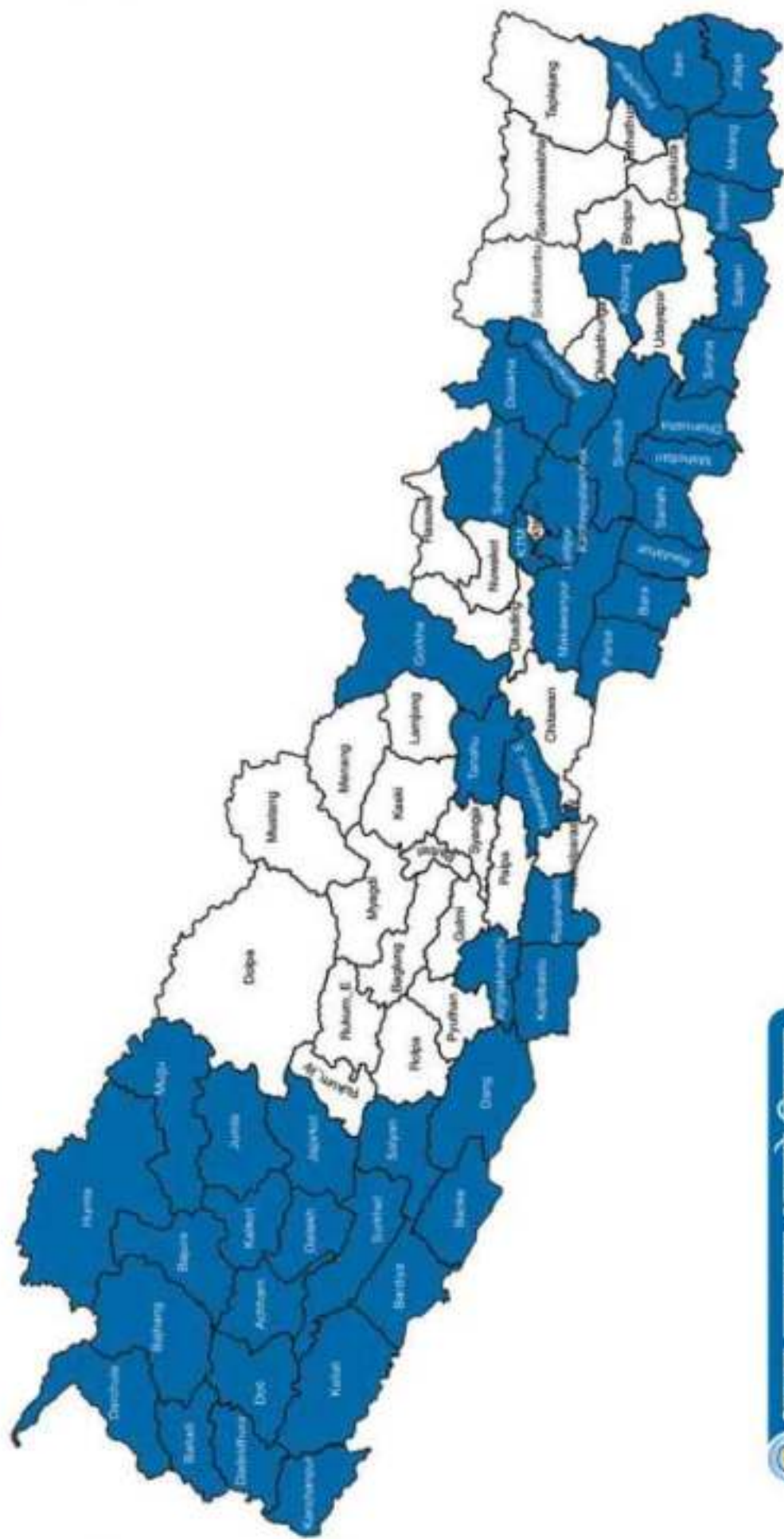
S.N	Area/ Branch	Name Of Area / Branch Manager Name	Tel No/ Mobile No	Email Address
1	Kathmandu Area	Balkrishna Karki	9843542697	kathmanduarea.kisanmf@gmail.com
1	Dulegauda Branch	Tripti Adhikari	9868453862	dulegauda.kisanmf@gmail.com
2	Gokarneshwar Branch	Sima Ojha Joshi	9848546200	gokarneshwar.kisanmf@gmail.com
3	Jyamire Branch	Rajendra Poudel	9851119010	jyamire.kisanmf@gmail.com
4	Ghyalchok Branch	Khakendra Prasad Bajgain	9848459238	ghyalchok.kisanmf@gmail.com
5	Panchkal Branch	Purnamaya Magar	9842926843	panchkhal.kisanmf@gmail.com
6	Bhakundebesi Branch	Susmita Shrestha	9843812797	bhakundebesi.kisanmf@gmail.com
7	Sadidanda Brach	Nabaraj Khadka	9863104644	sadidanda.kisanmf@gmail.com
8	Tamakoshi Branch	Lokesh Rokaya	9848480831	tamakoshi.kisanmf@gmail.com
9	Imodal Branch	Ananda Kumari Shahi	9768430585	imadol.kisanmf@gmail.com
10	Panauti Branch	Susmita Pakurel	9860438260	panauti.kisanmf@gmail.com
11	Manhari Branch	Prem Bdr G.C	9848367593	manahari.kisanmf@gmail.com
12	Devchuli Branch	Raj Kumar Sahani	9804222813	devchuli.kisanmf@gmail.com
2	Baliya Area	Gam Bdr Khadka	9848434393	baliyaarea.kisanmf@gmail.com
1	Partappur Branch	Suresh Bam	9865769401	pratapapur.kisanmf@gmail.com
2	kattipur Branch	Jhankar Bdr Rawat	9768145414	pratapapur.kisanmf@gmail.com
3	Baliya Branch	Akkal Bdr Shahi	9848430618	baliya.kisanmf@gmail.com
4	Asnehari Branch	Padam Raj Sharma	9848517387	asnery.kisanmf@gmail.com
5	Pahalmanpur Branch	Durga kumari Bhandari	9868790541	pahalmanpur.kisanmf@gmail.com
6	Durgauli Branch	Saraswati Saud	9848571617	pratapapur.kisanmf@gmail.com
7	Munuwa Branch	Manju Saud Ayer	9868512292	munuwa.kisanmf@gmail.com
8	Bandebipur Branch	Bindu Chaudhary	9863360142	bandevipur.kisanmf@gmail.com
9	Bhajani Branch	Bikram Bahadur Saud	9868401560	bhajani.kisanmf@gmail.com
10	Sugarkhal Branch	Amrita Rawal	9868452610	sukhad.kisanmf@gmail.com
11	Masuriya Branch	Dan Bdr Batala	9868551444	masuriya.kisanmf@gmail.com
12	Sukhad Branch	Rudra Prasad Joshi	9868527294	sukhad.kisanmf@gmail.com
3	Kohalpur Area	Prem Bdr Thapa	9848570346	kohalpurarea.kisanmf@gmail.com
1	Padsari Branch	Kaushiliya Chaudhary	9864769385	padsari.kisanmf@gmail.com
2	Pipara Branch	Nirmala Kumari Neupane	9848654882	pipara.kisanmf@gmail.com
3	Lamhi Branch	Chetraj Jaishi	9842328334	lamahi.kisanmf@gmail.com
4	Sitganga Branch	Ang Prasad Pakurel	9848424446	shitganga.kisanmf@gmail.com
5	Bhurigaun Branch	Kusum Kumari Chaudhary	9865821140	bhurigaun.kisanmf@gmail.com
6	Kohalpur Branch	Akendra Prasad Jaishi	9843148609	kohalpur.kisanmf@gmail.com
7	Luham Branch	Krishna Bahadur Khatri	9868785833	luham.kisanmf@gmail.com
8	Pathabhar Branch	Mimraj Bhat	9848657894	patabhar.kisanmf@gmail.com
9	Kakaura Branch	Bej Ram Dangaura	9868527476	kakaura.kisanmf@gmail.com
10	Manpur Branch	Harilal Chaudhary	9865745595	manpur.kisanmf@gmail.com
11	Simikot Branch	Gaurikant Devkota	9848582672	simkot.kisanmf@gmail.com

4	Dhangadhi Area	Machindra Bdr Shahi	9848567290	dhangadhiarea.kisanmf@gmail.com
1	Beldadi Branch	Ramesh Bdr Chaudhary	9865685685	beldandi.kisanmf@gmail.com
2	Chaumala Branch	Khemraj Bhat	9848502260	chaumala.kisanmf@gmail.com
3	Hasuliya Branch	Suresh Chaudhary	9862470107	hasuliya.kisanmf@gmail.com
4	Dhangadhi Branch	Surendra Chand	9848529677	dhangadhi.kisanmf@gmail.com
5	Basauti Branch	Suk Bdr Chaudhary	9841676715	basauti.kisanmf@gmail.com
6	Dodhara Branch	Jitendra Nath	9848493043	dodhara.kisanmf@gmail.com
7	Belauri Branch	Ishowari Kumari Madai	9848467735	belauri.kisanmf@gmail.com
8	Geta Branch	Uttam Kshetri	9869445555	geta.kisanmf@gmail.com
9	Banbehada Branch	Kirparam Bhandari	9848500300	banbehada.kisanmf@gmail.com
10	ibrd Branch	Janaki Kumari Khanal	9845194851	ibrd.kisanmf@gmail.com
11	Bansamati Branch	Khagendra deep Kathayat	9848462925	bansamiti.kisanmf@gmail.com
12	Sisiya Branch	Maya Bista	9848741074	sisaiya.kisanmf@gmail.com
5	Mangalsen Area	Janak Prasad Rimal	9848510678	mangalsainarea.kisanmf@gmail.com
1	Dharari Branch	Sher Bahadur Sodari	9868764321	dhakari.kisanmf@gmail.com
2	Mangalsen Branch	Nawaraj Joshi	9865764231	mangalsen.kisanmf@gmail.com
3	Turmakhad Branch	Durga Prasad Bajgain	9848061175	turmakhad.kisanmf@gmail.com
4	Mellekh Branch	Dipak Bahadur Shahi	9864316568	mellekh.kisanmf@gmail.com
5	Sanfebagar Branch	Khagendra Prasad Joshi	9848495079	sanfebagar.kisanmf@gmail.com
6	Binayak Branch	Mahendra Rawal	9868864489	binayak.kisanmf@gmail.com
7	Jayagad Branch	Dipak Thapa	9860377706	jayagadh.kisanmf@gmail.com
8	Shantada Branch	Prem Pariyar	9769845351	shantada.kisanmf@gmail.com
9	Mujabagar Branch	Kalpana Batala	9848912640	shantada.kisanmf@gmail.com
10	Chaurpati Branch	Khagendra Khadka	9868447843	chaurpati.kisanmf@gmail.com
11	Chaukhutte Branch	Prem Bahadur Budha	9848550574	chaukhutte.kisanmf@gmail.com
12	Kamalbazar Branch	Janaklal Upadhaya	9865794581	kamalbazar.kisanmf@gmail.com
6	Martadi Area	Nar Bahadur Saud	9848413896	martadiarea.kisanmf@gmail.com
1	Martadi Branch	Tapendra Timilsena	9864612078	martadi.kisanmf@gmail.com
2	Kolti Branch	Kali B.K	9866602791	kolti.kisanmf@gmail.com
3	Dogadi Branch	Dhurba Raj Joshi	9848662979	dogadi.kisanmf@gmail.com
4	Swamikartik Branch	Taradevi Shahi	9848480431	swamikartk.kisanmf@gmail.com
5	Toli Branch	Tek Bahadur Shahi	9845760534	toli.kisanmf@gmail.com
6	Phalasain Branch	Puspa Kumari Shah	9866340482	phalasain.kisanmf@gmail.com
7	Ratpani Branch	Govindra Singh	9869900574	ratapani.kisanmf@gmail.com
8	Kawadi Branch	Deep Kami	9858480812	kawadi.kisanmf@gmail.com
7	Patan Area	Bishnu Prasad Jaishi	9848085872	patanarea.kisanmf@gmail.com
1	Latinath Branch	Dipak Raj Bhatta	9864645540	latinath.kisanmf@gmail.com
2	Gokuleshwar Branch	Nanda Raj Devkota	9848585785	gokuleshwar.kisanmf@gmail.com
3	Purchaudi Branch	Dharmaraj Khanal	9848602189	purchaudi.kisanmf@gmail.com
4	Naugadh Branch	Tilak Khadka	9848601661	naugadh.kisanmf@gmail.com
5	Dhap Branch	Madansingh Thagunna	9868570166	dhap.kisanmf@gmail.com

7	Gothalapani Branch	Dhirendra Chand	9848833115	gothalapani.kisanmf@gmail.com
8	Patan Branch	Prem Malla	9841708830	patan.kisanmf@gmail.com
9	Melauli Branch	Radhika Kumari Ayer	9848728081	melauli.kisanmf@gmail.com
8	Syaule Area			syaulearea.kisanmf@gmail.com
1	Deura Branch	Prabhu Jung Singh	9863646056	deura.kisanmf@gmail.com
2	Syaule Branch	Dhirendra Singh Pal	9848752923	syaule.kisanmf@gmail.com
3	Chhanna Branch	Mekhraj Jaishi	9868522954	chhanna.kisanmf@gmail.com
4	Bijgada Branch	Kamal Bahadur Shah	9848433946	bijagada.kisanmf@gmail.com
5	Deulekha Branch	Nirmala Kumari Bohara	9848889619	deulekh.kisanmf@gmail.com
6	Simkhet Branch	Chakra Prasad Joshi	9866552320	simkhet.kisanmf@gmail.com
7	Bogtan Branch	Bisnu Bahadur Saud	9848851974	bogatan.kisanmf@gmail.com
8	Wail Branch	Rup Raj Regmi	9860780107	wail.kisanmf@gmail.com
9	Dipayal Branch	Khem raj Joshi	9865747176	dipayal.kisanmf@gmail.com
10	Budar Branch	Yashoda Kumari Thapa	9845253952	budar.kisanmf@gmail.com
11	Alital Branch	Sashi Gaha Magar	9868919815	alital.kisanmf@gmail.com
9	Manma Area	Sahadev Bishowkarma	9848441752	manmaarea.kisanmf@gmail.com
1	Manma Branch	Hira Bahadur Shahi	9865696508	manma.kisanmf@gmail.com
2	Raskot Branch	Mahesh Shahi	9848520501	raskot.kisanmf@gmail.com
3	Narharinath Branch	Mangal Bdr Shahi	9860729684	narharinath.kisanmf@gmail.com
4	Thirpu Branch	Denish Jung Shahi	9849050888	thirpu.kisanmf@gmail.com
5	Galje Branch	Dip Bdr Bista	9848329625	galje.kisanmf@gmail.com
6	Rakam Branch	Jaynti Adhikari	9845556681	rakam.kisanmf@gmail.com
7	Dullu Branch	Lal bahadur Tamrakar	9843115153	dullu.kisanmf@gmail.com
8	Naumule Branch	Chandra Prakash Sharma	9848097465	naumule.kisanmf@gmail.com
9	Narakot Branch	Dan bahadur Batala	9868314446	narakot.kisanmf@gmail.com
10	Tatapani Branch	Man prasad Joshi	9865548901	tatapani.kisanmf@gmail.com
11	Chamunda Branch	Basant Devkota	9863236998	chamunda.kisanmf@gmail.com
10	Surkhet Area	Khem Raj Joshi	9849054720	birendranagararea.kisanmf@gmail.com
1	Chandranagar Branch	Mohan Kumar Shah	9848575589	chandranagar.kisanmf@gmail.com
2	Gutu Branch	Bhim Bahadur Khadka	9844753825	gutu.kisanmf@gmail.com
3	Baddichaur Branch	Janak Sharma	9860330280	baddichaur.kisanmf@gmail.com
4	Bhairabsthan Branch	Mira Kumari Shah	9860761717	bhairabsthan.kisanmf@gmail.com
5	Dasarathpur Branch	Manisha Rawal	9848478125	dashrathpur.kisanmf@gmail.com
6	Mehelkuna Branch	Narayan Neupane	9858488462	mehelkuna.kisanmf@gmail.com
7	Sallibazar Branch	Bishnu Bdr Batala	9847529361	sallibazar.kisanmf@gmail.com
8	Matela Branch	Kul Bahadur Saud	9848524920	matela.kisanmf@gmail.com
9	Thalaha Branch	Karishma Shahi	9869950040	thalaha.kisanmf@gmail.com
10	Guras Branch	Yamuna Kumari Rawal	9864833291	gurase.kisanmf@gmail.com
11	Khalanga Branch	Laxmi Joshi	9865894393	khalanga.kisanmf@gmail.com
12	Dalli Branch	Gaurikant Devkota	9848582672	dalli.kisanmf@gmail.com

11	Bardibash Area	Buddaram Mukhiya	9845265505	bardibasarea.kisanmf@gmail.com
1	Birendrabazar Branch	Mohan Kumar Danhuar	9814811450	birendrabazar.kisanmf@gmail.com
2	Netachok Branch	Manohar Kumar Ram	9861483695	netachok.kisanmf@gmail.com
3	Badnihar Branch	Ayush Kumar Mukhiya	9845809414	badnihar.kisanmf@gmail.com
4	Barahathuwa Branch	Pramod Chaudhary	9848450763	barahathwa.kisanmf@gmail.com
5	Suraya Branch	Rabikant Chaudhary	9827243915	suryaha.kisanmf@gmail.com
6	Simraungad Branch	Umesh Singh	9845227341	simrungadh.kisanmf@gmail.com
7	Bardibash Branch	Saroj Kumar Raunihar	9848056390	bardibas.kisanmf@gmail.com
8	Kathauna Branch	Ramnath Prasad Yadhav	9825206082	kathauna.kisanmf@gmail.com
9	Yadhukuha Branch	Ramjanam Raya Yadav	9825204229	yadukaha.kisanmf@gmail.com
10	Ratmata Branch	Sarita Mahato	9848441787	ratmata.kisanmf@gmail.com
11	Dhangadhimal Branch	Saburial Ram	9817756846	dhangadhimal.kisanmf@gmail.com
12	Kanchanrup Branch	Arak Dev Yadhav	983540059	kanchanrup.kisanmf@gmail.com
13	Bharmarpura Branch	Santosh Kumar Shah	9744212333	bharampura.kisanmf@gmail.com
14	Kalyanpur Branch	Krishna Kumar Yadhav	9706067897	kalyanpur.kisanmf@gmail.com
12	Salakpur Area			salakpurarea.kisanmf@gmail.com
1	Garamuni Branch	Suresh Kafle	9862261059	garamuni.kisanmf@gmail.com
2	Ramduni Branch	Firoj Majhi	9845176383	ramdhuni.kisanmf@gmail.com
3	Pathari Branch	Min Prasad Dhamala	9868497061	pathari.kisanmf@gmail.com
4	Shantpur Branch	Sujana Shrestha	9845362816	santapur.kisanmf@gmail.com
5	Bahauni Branch	Bibek Kumar Kawas	9814355862	bahuni.kisanmf@gmail.com
6	Arjundhara Branch	Subash Adhikari	9804936293	arjundhara.kisanmf@gmail.com
7	Amahaibelaha Branch	Krishna Kumar Chaudhary	9825373299	amahibelaha.kisanmf@gmail.com
8	Kadamgachhi Branch	Sumana Ghimire	9842427147	kadamgachhi.kisanmf@gmail.com
9	Mangelbare Branch	Laxman Shah	9863396060	mangalbare.kisanmf@gmail.com
10	Jorpokhari Branch	Dambar Bdr Rijal	9745262221	jorpokhari.kisanmf@gmail.com
11	Aisalukharka Branch	Manrajan Chaudhary	9845852140	aiselukharka.kisanmf@gmail.com
12	Salakpur Branch	Mahendra Bdr Shahi	9868393628	salakpur.kisanmf@gmail.com
13	Bansbari Branch	Santosh Raj Kha	9840830824	bansbari.kisanmf@gmail.com

कार्यालय तथा कार्यक्षेत्र विस्तार



शाखा सञ्जाल भएको जिल्ला

नोट





वित्तीय संस्थाको गतिविधिका तस्वीरहरू



कार्यकारिणी समूह



राजल खडका
नि. प्रमुख कार्यकारी अधिकृत

विभागीय प्रमुख



नवराज पौसरल
मानव संसाधन व
कार्य संचालन विभाग



कृष्ण प्रसाद बजजई
सूचना प्रविधि विभाग



टेक बहादुर खत्री
आ.ले.प. विभाग



अर्जुन प्रसाद निरोला
सामान्य सेवा विभाग



विनोद सिंग
कर्म विभाग



सुनिल अधिकारी
घाटेई अकाउन्टेण्ट



कर्ण बहादुर शाह
कानून तथा अनुपालना इकाई



उपेन्द्र बिनाडी
वित्त व्यवस्थापन इकाई



टिकाराम उपाध्याय
जोसिम तथा असुली विभाग



इन्द्र बहादुर शाही
लेखा विभाग

क्षेत्रीय प्रबन्धक



मन बहादुर खडका
बलिया



प्रेम बहादुर थापा
कोहलपुर




बालकृष्ण कार्की
काठमाडौं



हेमराज जोशी
सुर्खेत



महिन्द्र ब. शाही
धनगढी



सलकपुर



बुद्धराम नुसिया
बर्दिबास



अनक रिमाल
मंगलसेन



सहदेव शिवकर्ना
गाबन



विष्णु प्रसाद जोशी
घाटन



मन बहादुर साउंद
जातंडी



स्याउले



Kisan Laghubitta Bittiya Sanstha Ltd.

किसान लघुवित्त वित्तीय संस्था लिमिटेड

Head Office:

Lamkichuha-4, Baliya, Kailali, Nepal

00977 91-419068

Email: info@kisanlaghubitta.com.np

headoffice.kisanmf@gmail.com

www.kisanlaghubitta.com.np

Corporate Office:

Budhanilkantha-8,

Kathmandu, Nepal

Phone: 00977 1-4372274

Email: info.kisanmf@gmail.com

www.kisanlaghubitta.com.np